



CART12010 Visual Arts Studio Investigation

Term 2 - 2020

Profile information current as at 27/04/2024 08:20 am

All details in this unit profile for CART12010 have been officially approved by CQUniversity and represent a learning partnership between the University and you (our student). The information will not be changed unless absolutely necessary and any change will be clearly indicated by an approved correction included in the profile.

General Information

Overview

Through structured workshops, critiques and individual studio investigations, you will explore ways of using select media to establish your own emerging studio practice. You will develop cogent relationships between selected materials and ideas to create engaging, culturally relevant artworks. To do this you will also consider how visual art conventions may be adopted, adapted or carefully disrupted to maximise the success of your creative works.

Details

Career Level: *Undergraduate*

Unit Level: *Level 2*

Credit Points: 6

Student Contribution Band: 8

Fraction of Full-Time Student Load: 0.125

Pre-requisites or Co-requisites

There are no requisites for this unit.

Important note: Students enrolled in a subsequent unit who failed their pre-requisite unit, should drop the subsequent unit before the census date or within 10 working days of Fail grade notification. Students who do not drop the unit in this timeframe cannot later drop the unit without academic and financial liability. See details in the [Assessment Policy and Procedure \(Higher Education Coursework\)](#).

Offerings For Term 2 - 2020

- Rockhampton

Attendance Requirements

All on-campus students are expected to attend scheduled classes - in some units, these classes are identified as a mandatory (pass/fail) component and attendance is compulsory. International students, on a student visa, must maintain a full time study load and meet both attendance and academic progress requirements in each study period (satisfactory attendance for International students is defined as maintaining at least an 80% attendance record).

Website

[This unit has a website, within the Moodle system, which is available two weeks before the start of term. It is important that you visit your Moodle site throughout the term. Please visit Moodle for more information.](#)

Class and Assessment Overview

Recommended Student Time Commitment

Each 6-credit Undergraduate unit at CQUniversity requires an overall time commitment of an average of 12.5 hours of study per week, making a total of 150 hours for the unit.

Class Timetable

[Regional Campuses](#)

Bundaberg, Cairns, Emerald, Gladstone, Mackay, Rockhampton, Townsville

[Metropolitan Campuses](#)

Adelaide, Brisbane, Melbourne, Perth, Sydney

Assessment Overview

1. **Professional Practice Plans (learning plans)**

Weighting: 15%

2. **Learning logs / diaries / Journal / log books**

Weighting: 35%

3. **Portfolio**

Weighting: 50%

Assessment Grading

This is a graded unit: your overall grade will be calculated from the marks or grades for each assessment task, based on the relative weightings shown in the table above. You must obtain an overall mark for the unit of at least 50%, or an overall grade of 'pass' in order to pass the unit. If any 'pass/fail' tasks are shown in the table above they must also be completed successfully ('pass' grade). You must also meet any minimum mark requirements specified for a particular assessment task, as detailed in the 'assessment task' section (note that in some instances, the minimum mark for a task may be greater than 50%). Consult the [University's Grades and Results Policy](#) for more details of interim results and final grades.

CQUniversity Policies

All University policies are available on the [CQUniversity Policy site](#).

You may wish to view these policies:

- Grades and Results Policy
- Assessment Policy and Procedure (Higher Education Coursework)
- Review of Grade Procedure
- Student Academic Integrity Policy and Procedure
- Monitoring Academic Progress (MAP) Policy and Procedure – Domestic Students
- Monitoring Academic Progress (MAP) Policy and Procedure – International Students
- Student Refund and Credit Balance Policy and Procedure
- Student Feedback – Compliments and Complaints Policy and Procedure
- Information and Communications Technology Acceptable Use Policy and Procedure

This list is not an exhaustive list of all University policies. The full list of University policies are available on the [CQUniversity Policy site](#).

Previous Student Feedback

Feedback, Recommendations and Responses

Every unit is reviewed for enhancement each year. At the most recent review, the following staff and student feedback items were identified and recommendations were made.

Feedback from Unit evaluation, Have Your Say, Term 2, 2019.

Feedback

The layout of how each assessment task works cohesively to result in the end goal of exploring processes and producing a folio of creative works worked really well. Also how the creative plan provides direction and a framework from which to experiment around for the term while helping focus ideas was great and super helpful. It was also a good way to research, great support for the learning.

Recommendation

It is recommended that the structure of assessments and the assessment tasks themselves be retained for 2020 delivery.

Feedback from Unit evaluation, Have Your Say, Term 2, 2019.

Feedback

Only the extensiveness in the word-count for the learning logs might need improvement. It was difficult to try not to repeat or waffle and meet the expectation for the word count. Otherwise the learning logs are still really useful for discovering an artistic process, reflection and improving own artistic creations for the future

Recommendation

It is recommended that learning logs be reviewed and improved. The structure of the learning log will be amended with the view to remove instances of repetitive content in the logs. The word count for the learning log responses will also be reviewed.

Unit Learning Outcomes

On successful completion of this unit, you will be able to:

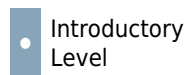
1. Generate experimental artworks which establish meaningful relationships between select media, concepts and production processes
2. Critically reflect on your own use of media and the work of relevant, established visual artists to identify ways of refining your techniques and processes to improve how your artworks communicate to an audience
3. Examine the opinions of others to evaluate the success of your artwork in group discussions and critiques.

Not Applicable.

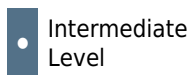
Alignment of Learning Outcomes, Assessment and Graduate Attributes



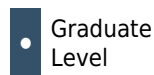
N/A
Level



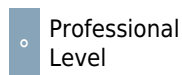
Introductory
Level



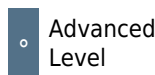
Intermediate
Level



Graduate
Level



Professional
Level



Advanced
Level

Alignment of Assessment Tasks to Learning Outcomes

Assessment Tasks	Learning Outcomes		
	1	2	3
1 - Professional Practice Plans (learning plans) - 15%	•		
2 - Learning logs / diaries / Journal / log books - 35%		•	•
3 - Portfolio - 50%	•		

Alignment of Graduate Attributes to Learning Outcomes

Graduate Attributes	Learning Outcomes		
	1	2	3
1 - Communication	•	•	•
2 - Problem Solving	•	•	
3 - Critical Thinking	•	•	•
4 - Information Literacy	•	•	
5 - Team Work			•
6 - Information Technology Competence	•	•	•
7 - Cross Cultural Competence		•	
8 - Ethical practice	•	•	
9 - Social Innovation			
10 - Aboriginal and Torres Strait Islander Cultures			

Alignment of Assessment Tasks to Graduate Attributes

Assessment Tasks	Graduate Attributes									
	1	2	3	4	5	6	7	8	9	10
1 - Professional Practice Plans (learning plans) - 15%	•	•	•	•		•		•		
2 - Learning logs / diaries / Journal / log books - 35%	•		•	•		•		•		
3 - Portfolio - 50%	•	•	•	•				•		

Textbooks and Resources

Textbooks

There are no required textbooks.

IT Resources

You will need access to the following IT resources:

- CQUniversity Student Email
- Internet
- Unit Website (Moodle)

Referencing Style

All submissions for this unit must use the referencing style: [American Psychological Association 7th Edition \(APA 7th edition\)](#)

For further information, see the Assessment Tasks.

Teaching Contacts

Patrick Connor Unit Coordinator

p.connor@cqu.edu.au

Schedule

Week 1 - Introduction and Brainstorming. - 13 Jul 2020

Module/Topic	Chapter	Events and Submissions/Topic
<ul style="list-style-type: none">• Introduction to unit (Unit Overview, Unit Learning Outcomes and Unit Assessments).• Creative Project Brainstorming (ideas, media and processes).• Discussion: <i>How is your practice a response to the demands of the times and place in which you live? How does your choice of media support your response to this demand?</i>	<ul style="list-style-type: none">• Explore Moodle site and assessment rubrics.	<ul style="list-style-type: none">• Group brainstorming and mind-mapping session to facilitate the development of a small group of focused approaches to creative projects.

Week 2 - Developing a Research Question. - 20 Jul 2020

Module/Topic	Chapter	Events and Submissions/Topic
<ul style="list-style-type: none">• What is a research question and how will it help focus your creative achievements this term?• Does planning kill creativity?• The value of preparatory drawings .• The value of formative experimentation.	<ul style="list-style-type: none">• Develop preparatory drawings and begin focused exploration of select media and process/es.• View and complete <i>Creative Project Plan</i> document.	<ul style="list-style-type: none">• Does planning kill creativity?• Preparatory drawing development.• Focused testing of select media and processes.

Week 3 - Proposing your Creative Project. - 27 Jul 2020

Module/Topic	Chapter	Events and Submissions/Topic
<ul style="list-style-type: none">• Propose your creative project.		<ul style="list-style-type: none">• Submit Assessment 1: Creative Project Plan (Professional Practice Plan) 11:45 Friday; 2nd July.• Studio development time. <p>Creative Project Plan. Due: Week 3 Friday (31 July 2020) 11:45 pm AEST</p>

Week 4 - Materials and Processes Extension Workshop. - 03 Aug 2020

Module/Topic	Chapter	Events and Submissions/Topic
<ul style="list-style-type: none">• Materials and Processes Extension Workshop.	<ul style="list-style-type: none">• Progress your studio projects• Attend materials and processes extension workshop• View week 4 Moodle resources.	<ul style="list-style-type: none">• Technical and or procedural demonstration offered to students to support and extend their understanding of the use of media and process in creative practice.• Studio development time.

Week 5 - Critique Session 1. - 10 Aug 2020

Module/Topic	Chapter	Events and Submissions/Topic
--------------	---------	------------------------------

Present to staff and peers your creative project progress in the context of a group critique session.

- What is your research question and how does it relate to the selection of media and processes?
- Identify and describe your biggest hurdles to identifying a solution to your primary research question.
- What you have you done to overcome these hurdles?

- View week 5 Moodle resources.

- What is your biggest hurdle to developing a suitable solution to your research question?
- What have you done to overcome these hurdles?
- Studio development time.

Vacation Week. - 17 Aug 2020

Module/Topic	Chapter	Events and Submissions/Topic
--------------	---------	------------------------------

Week 6 - Materials and Proceses Extension Workshop. - 24 Aug 2020

Module/Topic	Chapter	Events and Submissions/Topic
<ul style="list-style-type: none"> • Materials and Processes Extension Workshop. 	<ul style="list-style-type: none"> • Progress your studio projects. • Attend materials and processes extension workshop. • View week 6 Moodle resources. 	<ul style="list-style-type: none"> • Technical and or procedural demonstartion offered to students to support and extend their understanding of the use of media and process in creative practice. • Studio development time.

Week 7 - Critique Session 2. - 31 Aug 2020

Module/Topic	Chapter	Events and Submissions/Topic
<p>In this week's critique session you will provide a response to the following: <i>Describe how your 'poetic' use of media and ideas create interest or communicative power for your intended audience.</i></p>	<ul style="list-style-type: none"> • View week 7 Moodle resources. 	<ul style="list-style-type: none"> • Demonstrate and describe your progress with your creative project/s. • Studio development time.

Week 8 - Studio Development. - 07 Sep 2020

Module/Topic	Chapter	Events and Submissions/Topic
<ul style="list-style-type: none"> • There is no critique session this week. 	<ul style="list-style-type: none"> • View week 8 Moodle resources. 	<ul style="list-style-type: none"> • Studio development time.

Week 9 - Critique Session 3. - 14 Sep 2020

Module/Topic	Chapter	Events and Submissions/Topic
<ul style="list-style-type: none"> • In this week's critique session you will describe how you are overcoming technical or process issues which improve how your work will be received by an audience. 	<ul style="list-style-type: none"> • View week 9 Moodle resources. 	<ul style="list-style-type: none"> • Critique session. • Studio development time.

Week 10 - Studio Development. - 21 Sep 2020

Module/Topic	Chapter	Events and Submissions/Topic
<ul style="list-style-type: none"> • There is no critique sesion this week. 	<ul style="list-style-type: none"> • View week 10 Moodle resources. 	<ul style="list-style-type: none"> • Studio development time.

Week 11 - Critique Session 4. - 28 Sep 2020

Module/Topic	Chapter	Events and Submissions/Topic
--------------	---------	------------------------------

This week's critique session will be presented as if you are providing an artist's talk to a curious audience bristling with questions.

Develop a simple narrative structure that may respond to the following:

1. What does the audience want to know about you and your work?
2. Can you explicitly and simply identify the key ideas that focus your work?
3. Why have you selected the media and processes that you do?
4. How do these things relate to your concept?
5. Can you provide an insight into any happy accidents or critical moments that have proved to be critical to the development of your creative practice?
6. Can you identify any artists who work with similar ideas or with similar processes - how does your work differ from the work of these artist?
7. How has art history or personal memories been useful in providing a visual or emotional cornerstone for your creative work?

• View this week's learning resources for tips on how to present engaging artist's talks.

• Present to your peers and lecturers as if delivering a short artist's talk about your work. Be convincing and engaging.

Week 12 Assessment Week - 05 Oct 2020

Module/Topic	Chapter	Events and Submissions/Topic
<ul style="list-style-type: none"> • Submit Assesment 2 - Learning Log/Visual Diary. • Submit Assessment 3 - Foilo of Creative Works. 		<ul style="list-style-type: none"> • Submit Assesment 2 - Learning Log/Visual Diary. • Submit Assessment 3 - Foilo of Creative Works. <p>Learning Log Due: Week 12 Friday (9 Oct 2020) 11:45 pm AEST Folio of Creative Works. Due: Week 12 Friday (9 Oct 2020) 4:00 pm AEST</p>

Review/Exam Week - 12 Oct 2020

Module/Topic	Chapter	Events and Submissions/Topic
--------------	---------	------------------------------

Exam Week - 19 Oct 2020

Module/Topic	Chapter	Events and Submissions/Topic
--------------	---------	------------------------------

Assessment Tasks

1 Creative Project Plan.

Assessment Type

Professional Practice Plans (learning plans)

Task Description

To plan your creative project this term, you will complete a Creative Project Plan. You will do this by completing the Creative Project Plan Worksheets (700-1200 words).

Please note: The word count is considered from the first word of the introduction to the last word of the conclusion. It excludes the cover page, abstract, contents page, reference page and appendices. It includes in-text references and direct quotations.

These worksheets provide a structure to enable:

- Focused creative practice and research
- Refinement of concept, approach and creative project objectives.
- Development of your design brief.

This assessment supports your ability to:

Generate experimental artworks which establish meaningful relationships between select media, concepts and production processes. (Learning Outcome 1)

Assessment Due Date

Week 3 Friday (31 July 2020) 11:45 pm AEST

Submit Assessment 1 - Creative Project Plan via Moodle by 31st July, 11:45 pm.

Return Date to Students

Week 5 Friday (14 Aug 2020)

Assessment and feedback provided via Moodle and during studio the week 4 session.

Weighting

15%

Assessment Criteria

1. Depth of creative practice research. (25%)
2. Refinement of concept, approach and creative project objectives. (40%)
3. Refinement of design brief. (25%)
4. Writing Standard. (10%)

Referencing Style

- [American Psychological Association 7th Edition \(APA 7th edition\)](#)

Submission

Online

Submission Instructions

Please submit your creative practice plan via Moodle and by the due date and time.

Learning Outcomes Assessed

- Generate experimental artworks which establish meaningful relationships between select media, concepts and production processes

Graduate Attributes

- Communication
- Problem Solving
- Critical Thinking
- Information Literacy
- Information Technology Competence
- Ethical practice

2 Learning Log

Assessment Type

Learning logs / diaries / Journal / log books

Task Description

This term, you will complete a small series of investigative works. This series will further investigate a viable approach and working procedure, suitable for the development of an emerging visual arts practice. These experimental artworks will establish meaningful relationships between select media, concepts and production processes. For this assessment you will complete a Learning Log, documenting the process and evaluating the outcomes of this practical investigation (2000-2500 words).

In the learning log you will record your:

- Weekly progress report (Wk 4 -Wk 12; 800-1000 words).

- Critical reflection on the work of relevant, established visual artists (400-500 words).
- Critical reflection on ways to refine your techniques and processes and improve how your artworks communicate to an identified audience (400-500 words).
- How you have assimilated the critical feedback of others (200-250 words).
- Workplace Health and Safety issues report (200-250 words).

The learning log support the assessment of the following Learning Outcomes:

- Critically reflect on your own use of media and the work of relevant, established visual artists to identify ways of refining your techniques and processes to improve how your artworks communicate to an audience.
- Examine the opinions of others to evaluate the success of your artwork in group discussions and critiques.

Please note: It is essential that you complete the learning log by using the **Learning Log Work Sheets** provided. Please observe the word count as it relates to each component of the Learning Log/Creative Practice report.

Assessment Due Date

Week 12 Friday (9 Oct 2020) 11:45 pm AEST
Submit Learning Log/Visual Diary via Moodle.

Return Date to Students

Exam Week Friday (23 Oct 2020)
Assessment results and feedback provided via Moodle.

Weighting

35%

Assessment Criteria

1. Depth of critical reflection on the work of relevant, established artists. (20%)
2. Depth of critical reflection on the refinement of techniques and processes. (30%)
3. Record of procedure adopted. (20%)
4. Record of assimilation of opinions of others. (20%)
5. Record of workplace health and safety, tool maintenance and storage. (10%)

Referencing Style

- [American Psychological Association 7th Edition \(APA 7th edition\)](#)

Submission

Online

Submission Instructions

Please submit the Learning Log Marking Sheet and your completed Learning Log Work Sheets via Moodle.

Learning Outcomes Assessed

- Critically reflect on your own use of media and the work of relevant, established visual artists to identify ways of refining your techniques and processes to improve how your artworks communicate to an audience
- Examine the opinions of others to evaluate the success of your artwork in group discussions and critiques.

Graduate Attributes

- Communication
- Critical Thinking
- Information Literacy

- Information Technology Competence
- Ethical practice

3 Folio of Creative Works.

Assessment Type

Portfolio

Task Description

For this assessment you will produce a small series of works or a single major project which will explore how selected media, processes and design concepts may be best integrated to develop creative works that are intended for an identified audience and respond to an identified conceptual framework.

Assessment Due Date

Week 12 Friday (9 Oct 2020) 4:00 pm AEST

Carefully arrange your folio of creative work in the designated studio, ensuring that your name and student number are clearly visible.

Return Date to Students

Exam Week Friday (23 Oct 2020)

Assessment results and feedback provided via Moodle.

Weighting

50%

Assessment Criteria

1. Exploration of media, technique and process. (25%)
2. Creative and innovative use of media.(25%)
3. Integration of concept, media, technique and process. (25%)
4. Attendance at critique sessions and assimilation of the feedback of others. (25%)

Referencing Style

- [American Psychological Association 7th Edition \(APA 7th edition\)](#)

Submission

Offline

Submission Instructions

Carefully arrange your folio of creative work in the designated studio, ensuring that your name and student number are clearly visible.

Learning Outcomes Assessed

- Generate experimental artworks which establish meaningful relationships between select media, concepts and production processes

Graduate Attributes

- Communication
- Problem Solving
- Critical Thinking
- Information Literacy
- Ethical practice

Academic Integrity Statement

As a CQUniversity student you are expected to act honestly in all aspects of your academic work.

Any assessable work undertaken or submitted for review or assessment must be your own work. Assessable work is any type of work you do to meet the assessment requirements in the unit, including draft work submitted for review and feedback and final work to be assessed.

When you use the ideas, words or data of others in your assessment, you must thoroughly and clearly acknowledge the source of this information by using the correct referencing style for your unit. Using others' work without proper acknowledgement may be considered a form of intellectual dishonesty.

Participating honestly, respectfully, responsibly, and fairly in your university study ensures the CQUniversity qualification you earn will be valued as a true indication of your individual academic achievement and will continue to receive the respect and recognition it deserves.

As a student, you are responsible for reading and following CQUniversity's policies, including the [Student Academic Integrity Policy and Procedure](#). This policy sets out CQUniversity's expectations of you to act with integrity, examples of academic integrity breaches to avoid, the processes used to address alleged breaches of academic integrity, and potential penalties.

What is a breach of academic integrity?

A breach of academic integrity includes but is not limited to plagiarism, self-plagiarism, collusion, cheating, contract cheating, and academic misconduct. The Student Academic Integrity Policy and Procedure defines what these terms mean and gives examples.

Why is academic integrity important?

A breach of academic integrity may result in one or more penalties, including suspension or even expulsion from the University. It can also have negative implications for student visas and future enrolment at CQUniversity or elsewhere. Students who engage in contract cheating also risk being blackmailed by contract cheating services.

Where can I get assistance?

For academic advice and guidance, the [Academic Learning Centre \(ALC\)](#) can support you in becoming confident in completing assessments with integrity and of high standard.

What can you do to act with integrity?



Be Honest

If your assessment task is done by someone else, it would be dishonest of you to claim it as your own



Seek Help

If you are not sure about how to cite or reference in essays, reports etc, then seek help from your lecturer, the library or the Academic Learning Centre (ALC)



Produce Original Work

Originality comes from your ability to read widely, think critically, and apply your gained knowledge to address a question or problem