



# CART13009 Visual Arts Studio Refinement

## Term 1 - 2021

Profile information current as at 09/04/2024 09:36 pm

All details in this unit profile for CART13009 have been officially approved by CQUniversity and represent a learning partnership between the University and you (our student). The information will not be changed unless absolutely necessary and any change will be clearly indicated by an approved correction included in the profile.

### General Information

#### Overview

In this unit you will be guided in the refinement of your studio practice, giving you the best possible chance of meeting the high standards expected of contemporary visual artists. Focus is given to fine-tuning relationships between ideas, materials and processes to produce poignant artworks that will have relevance and resonance across a range of professional visual art exhibition environments.

#### Details

Career Level: *Undergraduate*

Unit Level: *Level 3*

Credit Points: 6

Student Contribution Band: 8

Fraction of Full-Time Student Load: 0.125

#### Pre-requisites or Co-requisites

Prerequisites: CART12009 - Contemporary Visual Art Practices AND CART12010 Visual Arts Studio Investigation.

Important note: Students enrolled in a subsequent unit who failed their pre-requisite unit, should drop the subsequent unit before the census date or within 10 working days of Fail grade notification. Students who do not drop the unit in this timeframe cannot later drop the unit without academic and financial liability. See details in the [Assessment Policy and Procedure \(Higher Education Coursework\)](#).

#### Offerings For Term 1 - 2021

- Rockhampton

#### Attendance Requirements

All on-campus students are expected to attend scheduled classes - in some units, these classes are identified as a mandatory (pass/fail) component and attendance is compulsory. International students, on a student visa, must maintain a full time study load and meet both attendance and academic progress requirements in each study period (satisfactory attendance for International students is defined as maintaining at least an 80% attendance record).

#### Website

[This unit has a website, within the Moodle system, which is available two weeks before the start of term. It is important that you visit your Moodle site throughout the term. Please visit Moodle for more information.](#)

## Class and Assessment Overview

### Recommended Student Time Commitment

Each 6-credit Undergraduate unit at CQUniversity requires an overall time commitment of an average of 12.5 hours of study per week, making a total of 150 hours for the unit.

### Class Timetable

#### [Regional Campuses](#)

Bundaberg, Cairns, Emerald, Gladstone, Mackay, Rockhampton, Townsville

#### [Metropolitan Campuses](#)

Adelaide, Brisbane, Melbourne, Perth, Sydney

### Assessment Overview

#### 1. **Written Assessment**

Weighting: 10%

#### 2. **Presentation**

Weighting: 10%

#### 3. **Learning logs / diaries / Journal / log books**

Weighting: 30%

#### 4. **Portfolio**

Weighting: 50%

### Assessment Grading

This is a graded unit: your overall grade will be calculated from the marks or grades for each assessment task, based on the relative weightings shown in the table above. You must obtain an overall mark for the unit of at least 50%, or an overall grade of 'pass' in order to pass the unit. If any 'pass/fail' tasks are shown in the table above they must also be completed successfully ('pass' grade). You must also meet any minimum mark requirements specified for a particular assessment task, as detailed in the 'assessment task' section (note that in some instances, the minimum mark for a task may be greater than 50%). Consult the [University's Grades and Results Policy](#) for more details of interim results and final grades.

## CQUniversity Policies

**All University policies are available on the [CQUniversity Policy site](#).**

You may wish to view these policies:

- Grades and Results Policy
- Assessment Policy and Procedure (Higher Education Coursework)
- Review of Grade Procedure
- Student Academic Integrity Policy and Procedure
- Monitoring Academic Progress (MAP) Policy and Procedure – Domestic Students
- Monitoring Academic Progress (MAP) Policy and Procedure – International Students
- Student Refund and Credit Balance Policy and Procedure
- Student Feedback – Compliments and Complaints Policy and Procedure
- Information and Communications Technology Acceptable Use Policy and Procedure

This list is not an exhaustive list of all University policies. The full list of University policies are available on the [CQUniversity Policy site](#).

## Previous Student Feedback

### Feedback, Recommendations and Responses

Every unit is reviewed for enhancement each year. At the most recent review, the following staff and student feedback items were identified and recommendations were made.

#### Feedback from anecdotal comments.

##### Feedback

In terms of my creative practice, things are really beginning to fall into place now.

##### Recommendation

The same unit structure will be retained in 2021.

## Unit Learning Outcomes

### On successful completion of this unit, you will be able to:

1. Seek and use feedback from others to assess the communicative effectiveness of your artworks
2. Critically reflect on the nature of the relationships between your ideas, materials and production processes to assess the communicative effectiveness of your artworks
3. Create visual art objects and artefacts that have relevance and resonance within a range of contemporary visual art exhibition and display environments.

Not applicable.

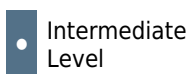
## Alignment of Learning Outcomes, Assessment and Graduate Attributes



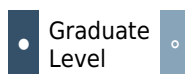
N/A  
Level



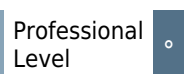
Introductory  
Level



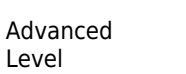
Intermediate  
Level



Graduate  
Level



Professional  
Level



Advanced  
Level

### Alignment of Assessment Tasks to Learning Outcomes

Assessment Tasks	Learning Outcomes		
	1	2	3
1 - Written Assessment - 10%		•	
2 - Learning logs / diaries / Journal / log books - 30%	•	•	
3 - Presentation - 10%	•	•	
4 - Portfolio - 50%			•

### Alignment of Graduate Attributes to Learning Outcomes

Graduate Attributes	Learning Outcomes		
	1	2	3
1 - Communication	•	•	•
2 - Problem Solving			•

Graduate Attributes	Learning Outcomes		
	1	2	3
3 - Critical Thinking	•	•	•
4 - Information Literacy			•
5 - Team Work			
6 - Information Technology Competence	•		
7 - Cross Cultural Competence	•	•	•
8 - Ethical practice	•		•
9 - Social Innovation			
10 - Aboriginal and Torres Strait Islander Cultures			

## Alignment of Assessment Tasks to Graduate Attributes

Assessment Tasks	Graduate Attributes									
	1	2	3	4	5	6	7	8	9	10
1 - Written Assessment - 10%	•		•	•		•	•			
2 - Learning logs / diaries / Journal / log books - 30%	•		•	•		•				
3 - Presentation - 10%	•		•	•						
4 - Portfolio - 50%	•	•	•				•	•		

## Textbooks and Resources

### Textbooks

**There are no required textbooks.**

### IT Resources

**You will need access to the following IT resources:**

- CQUniversity Student Email
- Internet
- Unit Website (Moodle)

## Referencing Style

All submissions for this unit must use the referencing style: [American Psychological Association 7th Edition \(APA 7th edition\)](#)

For further information, see the Assessment Tasks.

## Teaching Contacts

**Patrick Connor** Unit Coordinator  
[p.connor@cqu.edu.au](mailto:p.connor@cqu.edu.au)

## Schedule

### Week 1 - Plan: Research and Define Brief. - 08 Mar 2021

Module/Topic	Chapter	Events and Submissions/Topic
Plan, research and define your 'design brief'.	<ul style="list-style-type: none"><li>• <b>Attend:</b> Week 1 Tutorial Session.</li><li>• <b>Read:</b> Reading 1: 'Holy Smoke' (Artist's Choice) Mike Parr on Derek Kreckler's work <i>Holey #1</i>, 2003. Art and Australia, Vol. 42, No. 2.</li><li>• <b>View:</b> Other Week 1 Learning Resources.</li><li>• <b>Complete:</b> Week 1 Learning Activity.</li></ul>	<ul style="list-style-type: none"><li>• <b>Develop and Refine:</b> research question.</li><li>• <b>Conduct:</b> focused research.</li><li>• <b>Attend:</b> Week 1 Tutorial Session.</li></ul>

### Week 2 - Plan: Identify Approach and Media. - 15 Mar 2021

Module/Topic	Chapter	Events and Submissions/Topic
Identify your approach to your visual art project and select your media.	<ul style="list-style-type: none"><li>• <b>Attend:</b> Week 2 Tutorial Session. Discuss your options with your lecturer.</li><li>• <b>Read:</b> Readings 2: <i>Sally Smart Review</i> - Artshub.</li><li>• <b>Read:</b> Readings 3: <i>Daughter Architect</i>, Hart, Deborah. (2004). Art and Australia, Vol. 42, Issue 2. pgs. 236 - 245.</li><li>• <b>View:</b> Related Week 2 Learning Resources</li><li>• <b>Complete:</b> Week 2 Learning Activity.</li></ul>	<ul style="list-style-type: none"><li>• <b>Identify:</b> your approach and media.</li><li>• <b>Attend:</b> Week 2 Tutorial Session.</li></ul>

### Week 3 - Complete and Submit Visual Art Project Plan. - 22 Mar 2021

Module/Topic	Chapter	Events and Submissions/Topic
Complete and Submit Visual Art Project Plan (Assessment 1).	<ul style="list-style-type: none"><li>• <b>Attend:</b> Week 3 Tutorial Session. (You will receive final feedback regarding the suitability of your Visual Art Project Plan.)</li><li>• <b>View:</b> Related Week 3 Learning Resources.</li><li>• <b>Complete:</b> Week 3 Tutorial Activity.</li></ul>	<ul style="list-style-type: none"><li>• <b>Submit:</b> Assessment 1 - Visual Art Project Plan (worksheets).</li><li>• <b>Attend:</b> Week 3 Tutorial Session.</li></ul> <p><b>Visual Art Project Plan.</b> Due: Week 3 Friday (26 Mar 2021) 11:45 am AEST</p>

### Week 4 - Begin Visual Art Project. - 29 Mar 2021

Module/Topic	Chapter	Events and Submissions/Topic
Begin your visual art project.	<ul style="list-style-type: none"><li>• <b>Attend:</b> Week 4 Studio Session.</li><li>• <b>View:</b> Related week 4 Learning Resources.</li></ul>	<ul style="list-style-type: none"><li>• <b>Commence:</b> Your visual art project.</li><li>• <b>Attend:</b> Week 4 Studio Session.</li></ul>

### Week 5 - Develop Visual Art Project. - 05 Apr 2021

Module/Topic	Chapter	Events and Submissions/Topic
Develop your visual art project.	<ul style="list-style-type: none"><li>• <b>Attend:</b> Week 5 Studio Session.</li><li>• <b>View:</b> Related Week 5 Learning Resources.</li><li>• <b>Complete:</b> Week 5 Learning Log Entry.</li></ul>	<ul style="list-style-type: none"><li>• <b>Develop:</b> your visual art project to meet your project plan goals.</li><li>• <b>Attend:</b> Week 5 Studio Session.</li></ul>

**Vacation Week - 12 Apr 2021**

Module/Topic	Chapter	Events and Submissions/Topic
NA	NA	NA

**Week 6 - Develop Visual Art Project. - 19 Apr 2021**

Module/Topic	Chapter	Events and Submissions/Topic
Develop your visual art project.	<ul style="list-style-type: none"><li>• <b>Attend:</b> Week 6 Critique Feedback Session.</li><li>• <b>View:</b> Related Week 6 Learning Resources.</li><li>• <b>Complete:</b> Week 6 Learning Activity.</li></ul>	<ul style="list-style-type: none"><li>• <b>Develop:</b> your visual art project to meet your project plan goals.</li><li>• <b>Attend:</b> Week 6 Critique and Feedback Session.</li></ul>

**Week 7- Develop Visual Art Project. - 26 Apr 2021**

Module/Topic	Chapter	Events and Submissions/Topic
Develop your visual art project.	<ul style="list-style-type: none"><li>• <b>Attend:</b> Week 7 Studio Session.</li><li>• <b>View:</b> Related Week 7 Learning Resources.</li></ul>	<ul style="list-style-type: none"><li>• <b>Develop:</b> your visual art project to meet your project plan goals.</li><li>• <b>Collate:</b> resources for Assessment 3 - Presentation.</li><li>• <b>Attend:</b> Week 7 Studio Session.</li></ul>

**Week 8 - Refine Visual Art Project. - 03 May 2021**

Module/Topic	Chapter	Events and Submissions/Topic
Refine your visual art project.	<ul style="list-style-type: none"><li>• <b>Attend:</b> Week 8 Critique/Feedback Session.</li><li>• <b>View:</b> Related Learning Resources.</li><li>• <b>Complete:</b> Week 8 Learning Log Entry.</li></ul>	<ul style="list-style-type: none"><li>• <b>Refine:</b> your visual art project to meet your project plan goals.</li><li>• <b>Develop:</b> Oral Presentation (Assessment 2) components.</li><li>• <b>Attend:</b> Week 8 Critique/Feedback Session.</li></ul>

**Week 9 - Refine Visual Art Project. - 10 May 2021**

Module/Topic	Chapter	Events and Submissions/Topic
Refine your visual art project.	<ul style="list-style-type: none"><li>• <b>Attend:</b> Oral presentations.</li><li>• <b>View:</b> Week 9 Learning Resources.</li></ul>	<ul style="list-style-type: none"><li>• <b>Refine:</b> visual art project by fine-tuning relationships between media and processes to ensure the aesthetics of your artwork is effective and consistent in its purpose.</li><li>• <b>Submit/Present:</b> Assessment 2 - Oral Presentation.</li></ul> <p><b>Oral Presentation Due:</b> Week 9 Tuesday (11 May 2021) 11:00 am AEST</p>

**Week 10 - Refine Visual Art Project. - 17 May 2021**

Module/Topic	Chapter	Events and Submissions/Topic
Refine your visual art project.	<ul style="list-style-type: none"><li>• <b>Attend:</b> Week 10 Studio Session.</li><li>• <b>View:</b> Week 10 Learning Resources.</li></ul>	<ul style="list-style-type: none"><li>• <b>Refine:</b> your visual art project to meet your project plan goals.</li><li>• <b>Attend:</b> Week 10 Studio Session.</li></ul>

**Week 11 - Refine Visual Art Project. - 24 May 2021**

Module/Topic	Chapter	Events and Submissions/Topic
Refine your visual art project.	<ul style="list-style-type: none"><li>• <b>Attend:</b> Week 11 Critique/Feedback Session.</li><li>• <b>View:</b> Week 11 Learning Resources.</li><li>• <b>Complete:</b> Week 11 Learning Log Entry.</li></ul>	<ul style="list-style-type: none"><li>• <b>Refine:</b> your visual art project to meet your project plan goals.</li><li>• <b>Attend:</b> Week 11 Critique/Feedback Session.</li></ul>

**Week 12 - Complete Visual Art Project. - 31 May 2021**

Module/Topic	Chapter	Events and Submissions/Topic
--------------	---------	------------------------------

**Complete visual art learning log.**

- Complete Assessment 2 - Learning Log Worksheets.

- **Submit:** Assessment 3 - Learning Log.

**Learning Log Worksheets.** Due: Week 12 Friday (4 June 2021) 11:45 pm AEST

**Review/Exam Week - 07 Jun 2021**

Module/Topic	Chapter	Events and Submissions/Topic
Complete visual art project.	Complete Assessment 4 - Portfolio: Folio of Artworks.	<ul style="list-style-type: none"><li>• <b>Submit:</b> Assessment 4 - Portfolio: Folio of Artworks.</li></ul> <p><b>Folio of Artworks.</b> Due: Review/Exam Week Friday (11 June 2021) 11:45 pm AEST</p>

**Exam Week - 14 Jun 2021**

Module/Topic	Chapter	Events and Submissions/Topic
NA	NA	NA

## Assessment Tasks

### 1 Visual Art Project Plan.

**Assessment Type**

Written Assessment

**Task Description**

To support the planning of your creative practice this term, you will complete a Visual Arts Practice Plan. You will do this by completing the Visual Arts Practice Plan Worksheets. These worksheets provide a structure to enable:

- Focused creative practice research.
- Refinement of your concept, approach and visual art project objectives.
- Development of your visual art practice design brief.
- Planning for how you will achieve the visual art project.

**This assessment supports your ability to:**

- Critically reflect on the nature of the relationships between your ideas, materials and production processes to assess the communicative effectiveness of your artworks (Learning Outcome 2).

**Assessment Due Date**

Week 3 Friday (26 Mar 2021) 11:45 am AEST

Submit both your completed Visual Art Project Plan Worksheets and the related Marking Criteria Sheets with your name and student number added.

**Return Date to Students**

Week 4 Wednesday (31 Mar 2021)  
results available via Moodle.

**Weighting**

10%

**Assessment Criteria**

1. Depth of creative practice research. (20%)
2. Depth of description of relationship between concept, techniques and production processes. (35%)
3. Refinement and suitability of visual art project plan. (aesthetics/approach). (30%)
4. Writing standard and referencing. (15%)

**Referencing Style**

- [American Psychological Association 7th Edition \(APA 7th edition\)](#)

**Submission**

Online

### Submission Instructions

Submit both your completed Visual Art Project Plan worksheets and the related Marking Criteria Sheets with your name and student number added.

### Learning Outcomes Assessed

- Critically reflect on the nature of the relationships between your ideas, materials and production processes to assess the communicative effectiveness of your artworks

### Graduate Attributes

- Communication
- Critical Thinking
- Information Literacy
- Information Technology Competence
- Cross Cultural Competence

## 2 Oral Presentation

### Assessment Type

Presentation

### Task Description

This assessment requires the preparation and delivery of a 10-minute presentation that you will make in front of your peers. The presentation will take the form of an artist's talk. The presentation should be engaging and thoughtfully use technologies to introduce your contemporary visual art practice to a general, gallery-going audience. It will also be important to consider the structure of your presentation to suit this audience. Your presentation **must describe how you have: a) used feedback from others, and b) critically reflected on the nature of the relationship between your ideas, materials and your production process to assess the communicative effectiveness of your artworks. You may adopt any structure that you like, however, the following questions might assist you with identifying and structuring specific content in your presentation.**

You may adopt any structure for your presentation, however, the following questions might assist you with identifying and structuring specific content in your presentation.

- What might the audience find surprising or interesting about your practice? (For example: Do you have key steps in your creative process that you often rely upon and which others may find interesting?)
- What is your artwork about? Can you explicitly and simply identify the key idea and or theories that your work responds to? (conceptual framework)
- Why do you select/like using the media and processes that you commonly use?
- What are the intangible or mysterious aspects of your practice that intrigue you?
- Can you provide an insight into any happy accidents or critical moments that have proved to be critical to the development of your creative practice?
- Do you have any humorous anecdotes relating to your process or exhibition history?
- How has art history or personal memory been useful in providing a visual, intellectual or emotional cornerstone in your work.
- Critically reflect on the nature of the relationship between your ideas, materials and your processes to assess the communicative effectiveness of your artworks.
- Who has inspired you or offered you valuable feedback to support your development as an artist?

### This assessment supports your ability to:

- Seek and use feedback from others to assess the communicative effectiveness of your artworks (Learning Outcome 1).
- Critically reflect on the nature of the relationships between your ideas, materials and production processes to assess the communicative effectiveness of your artworks (Learning Outcome 2).

### Assessment Due Date

Week 9 Tuesday (11 May 2021) 11:00 am AEST

You will share your presentation with your peers during your scheduled studio session for this unit.

### Return Date to Students

Week 11 Tuesday (25 May 2021)

Results and feedback available via Moodle.

### Weighting

10%



**Assessment Criteria**

1. Structure of presentation (25%)
2. Use of technology and visual aids (25%)
3. Response to task requirements. (25%)
4. Use of language and writing standard (grammar, spelling, flow, word choice). (25%)

**Referencing Style**

- [American Psychological Association 7th Edition \(APA 7th edition\)](#)

**Submission**

Online

**Submission Instructions**

Make your presentation live to your peers unless prior arrangements have been made.

**Learning Outcomes Assessed**

- Seek and use feedback from others to assess the communicative effectiveness of your artworks
- Critically reflect on the nature of the relationships between your ideas, materials and production processes to assess the communicative effectiveness of your artworks

**Graduate Attributes**

- Communication
- Critical Thinking
- Information Literacy

### 3 Learning Log Worksheets.

**Assessment Type**

Learning logs / diaries / Journal / log books

**Task Description**

For this assessment you will complete a learning log (450-850 words). The learning log will document and critically reflect upon the production of a small, coherent body of professional artworks or one major work. The learning log will demonstrate how you have refined your approach and working procedure in order to establish an emerging professional practice. The learning log will also describe how you have created meaningful relationships between selected media, concepts and production processes.

To complete assessment 2, you will be required to complete the *Learning Log Worksheet* template supplied for this assessment.

**In the Learning Log you will record your:**

- Work progress using digital photographs.
- Provide written critical reflections on ways to refine your techniques and processes to improve how your artworks communicate to an identified audience.
- Description of how you have assimilated the critical feedback of others.
- Workplace Health and Safety mitigation summaries.

**The Learning Log assesses the following Learning Outcomes:**

- Seek and use feedback from others to assess the communicative effectiveness of your artworks.
- Critically reflect on the nature of the relationships between your ideas, materials and production processes to assess the communicative effectiveness of your artworks.

**Assessment Due Date**

Week 12 Friday (4 June 2021) 11:45 pm AEST

Submit your completed Learning Log worksheets along with your Learning Log marking criteria (Rubric) via Moodle. Ensure that the marking criteria sheets have your name and student number included.

**Return Date to Students**

Review/Exam Week Friday (11 June 2021)

Results available via Moodle.

**Weighting**

30%

**Assessment Criteria**

1. Depth of critical reflection on the refinement of techniques and processes. (30%)
2. Record of procedure adopted. (30%)
3. Record of assimilation of opinions of others. (30%)
4. Record of workplace health and safety, tool maintenance and storage. (10%)

**Referencing Style**

- [American Psychological Association 7th Edition \(APA 7th edition\)](#)

**Submission**

Online

**Submission Instructions**

Submit your completed Learning Log worksheets along with your Learning Log marking criteria (Rubric) via Moodle. Ensure that the marking criteria sheets have your name and student number included.

**Learning Outcomes Assessed**

- Seek and use feedback from others to assess the communicative effectiveness of your artworks
- Critically reflect on the nature of the relationships between your ideas, materials and production processes to assess the communicative effectiveness of your artworks

**Graduate Attributes**

- Communication
- Critical Thinking
- Information Literacy
- Information Technology Competence

## 4 Folio of Artworks.

**Assessment Type**

Portfolio

**Task Description**

For this assessment you will produce a small series of works or a single major project. This creative work will refine how your selected media, processes and design concepts are successfully integrated by you to develop contemporary, visual artworks that are intended for an identified audience and respond to an identified conceptual framework.

**This assessment supports your achievement of Learning Outcome 3.**

· Create visual art objects and artefacts that have relevance and resonance within a range of contemporary visual art exhibition and display environments.

**Assessment Due Date**

Review/Exam Week Friday (11 June 2021) 11:45 pm AEST

Please submit your folio electronically using the Folio Assessment template provided.

**Return Date to Students**

Exam Week Monday (14 June 2021)

Results and feedback available Moodle.

**Weighting**

50%

**Assessment Criteria**

1. Refinement of media, technique and process. (40%)
2. Refinement of concept and its cultural relevance. (40%)
3. Attendance at critique sessions and assimilation of the feedback of others. (20%)

**Referencing Style**

- [American Psychological Association 7th Edition \(APA 7th edition\)](#)

**Submission**

Online

**Submission Instructions**

Please submit your folio electronically using the Folio Assessment template provided. Please ensure that you have added your name and student number to this electronic document.

**Learning Outcomes Assessed**

- Create visual art objects and artefacts that have relevance and resonance within a range of contemporary visual art exhibition and display environments.

#### **Graduate Attributes**

- Communication
- Problem Solving
- Critical Thinking
- Cross Cultural Competence
- Ethical practice

## Academic Integrity Statement

As a CQUniversity student you are expected to act honestly in all aspects of your academic work.

Any assessable work undertaken or submitted for review or assessment must be your own work. Assessable work is any type of work you do to meet the assessment requirements in the unit, including draft work submitted for review and feedback and final work to be assessed.

When you use the ideas, words or data of others in your assessment, you must thoroughly and clearly acknowledge the source of this information by using the correct referencing style for your unit. Using others' work without proper acknowledgement may be considered a form of intellectual dishonesty.

Participating honestly, respectfully, responsibly, and fairly in your university study ensures the CQUniversity qualification you earn will be valued as a true indication of your individual academic achievement and will continue to receive the respect and recognition it deserves.

As a student, you are responsible for reading and following CQUniversity's policies, including the [Student Academic Integrity Policy and Procedure](#). This policy sets out CQUniversity's expectations of you to act with integrity, examples of academic integrity breaches to avoid, the processes used to address alleged breaches of academic integrity, and potential penalties.

#### **What is a breach of academic integrity?**

A breach of academic integrity includes but is not limited to plagiarism, self-plagiarism, collusion, cheating, contract cheating, and academic misconduct. The Student Academic Integrity Policy and Procedure defines what these terms mean and gives examples.

#### **Why is academic integrity important?**

A breach of academic integrity may result in one or more penalties, including suspension or even expulsion from the University. It can also have negative implications for student visas and future enrolment at CQUniversity or elsewhere. Students who engage in contract cheating also risk being blackmailed by contract cheating services.

#### **Where can I get assistance?**

For academic advice and guidance, the [Academic Learning Centre \(ALC\)](#) can support you in becoming confident in completing assessments with integrity and of high standard.

#### **What can you do to act with integrity?**

**Be Honest**

If your assessment task is done by someone else, it would be dishonest of you to claim it as your own

**Seek Help**

If you are not sure about how to cite or reference in essays, reports etc, then seek help from your lecturer, the library or the Academic Learning Centre (ALC)

**Produce Original Work**

Originality comes from your ability to read widely, think critically, and apply your gained knowledge to address a question or problem