



# CHIR20013 Clinical Practice 6

## Term 3 - 2017

Profile information current as at 27/04/2024 12:43 pm

All details in this unit profile for CHIR20013 have been officially approved by CQUniversity and represent a learning partnership between the University and you (our student). The information will not be changed unless absolutely necessary and any change will be clearly indicated by an approved correction included in the profile.

### General Information

#### Overview

Clinical Placement 6 provides you with your sixth block of practical experience within a chiropractic clinic. You will work independently while performing as a functional team member using the theoretical knowledge and practical skills developed in the previous five clinical units. You will be expected to demonstrate your increased knowledge and skill by delivering patient assessments and treatments. In addition, you will actively lead clinical decision making and management planning discussions. During this unit you will have the opportunity to have an external placement. The clinical placement experience is a valuable bridge between university and professional practice.

#### Details

Career Level: *Postgraduate*

Unit Level: *Level 9*

Credit Points: *12*

Student Contribution Band: *8*

Fraction of Full-Time Student Load: *0.25*

#### Pre-requisites or Co-requisites

Prerequisite: CHIR20011 Clinical Practice 5

Important note: Students enrolled in a subsequent unit who failed their pre-requisite unit, should drop the subsequent unit before the census date or within 10 working days of Fail grade notification. Students who do not drop the unit in this timeframe cannot later drop the unit without academic and financial liability. See details in the [Assessment Policy and Procedure \(Higher Education Coursework\)](#).

#### Offerings For Term 3 - 2017

- Mackay

#### Attendance Requirements

All on-campus students are expected to attend scheduled classes - in some units, these classes are identified as a mandatory (pass/fail) component and attendance is compulsory. International students, on a student visa, must maintain a full time study load and meet both attendance and academic progress requirements in each study period (satisfactory attendance for International students is defined as maintaining at least an 80% attendance record).

#### Website

[This unit has a website, within the Moodle system, which is available two weeks before the start of term. It is important that you visit your Moodle site throughout the term. Please visit Moodle for more information.](#)

## Class and Assessment Overview

### Recommended Student Time Commitment

Each 12-credit Postgraduate unit at CQUniversity requires an overall time commitment of an average of 25 hours of study per week, making a total of 300 hours for the unit.

### Class Timetable

#### [Regional Campuses](#)

Bundaberg, Cairns, Emerald, Gladstone, Mackay, Rockhampton, Townsville

#### [Metropolitan Campuses](#)

Adelaide, Brisbane, Melbourne, Perth, Sydney

### Assessment Overview

#### 1. **Professional Practice Placement**

Weighting: Pass/Fail

#### 2. **Portfolio**

Weighting: Pass/Fail

#### 3. **Practical Assessment**

Weighting: Pass/Fail

### Assessment Grading

This is a pass/fail (non-graded) unit. To pass the unit, you must pass all of the individual assessment tasks shown in the table above.

## CQUniversity Policies

**All University policies are available on the [CQUniversity Policy site](#).**

You may wish to view these policies:

- Grades and Results Policy
- Assessment Policy and Procedure (Higher Education Coursework)
- Review of Grade Procedure
- Student Academic Integrity Policy and Procedure
- Monitoring Academic Progress (MAP) Policy and Procedure – Domestic Students
- Monitoring Academic Progress (MAP) Policy and Procedure – International Students
- Student Refund and Credit Balance Policy and Procedure
- Student Feedback – Compliments and Complaints Policy and Procedure
- Information and Communications Technology Acceptable Use Policy and Procedure

This list is not an exhaustive list of all University policies. The full list of University policies are available on the [CQUniversity Policy site](#).

## Previous Student Feedback

### Feedback, Recommendations and Responses

Every unit is reviewed for enhancement each year. At the most recent review, the following staff and student feedback items were identified and recommendations were made.

#### Feedback from Moodle

**Feedback**

Some of the students expressed a desire to have hands on teaching classes continue during their clinical experience.

**Recommendation**

The students will be encouraged to seek guidance and support from the clinical supervisor during their clinical sessions.

#### Feedback from Moodle

**Feedback**

Some students expressed a dislike for reflective learning during their clinical year.

**Recommendation**

The staff will endeavour to increase the relevance of this learning activity to the students by including continuing professional development type reflection opportunities.

#### Feedback from Student email

**Feedback**

The majority of students expressed appreciation for the valuable feedback provided following assessments.

**Recommendation**

The staff will continue to provide feedback where possible.

#### Feedback from Student email

**Feedback**

The students expressed appreciation for the practical review sessions provided to help prepare them for final exams.

**Recommendation**

The staff will continue to provide practical review sessions.

## Unit Learning Outcomes

**On successful completion of this unit, you will be able to:**









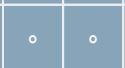






















1. Independently plan and perform a patient-centered clinical assessment.
2. Appraise clinical data to determine differential diagnoses, formulate an appropriate working diagnosis and generate an appropriate treatment plan for complex cases.
3. Use case studies to assess the need for a patient to receive emergency care and/or referral to another healthcare professional and demonstrate appropriate management of such cases.
4. Prepare and present a health promotion plan as part of a patient's management plan.
5. Explain a diagnosis and treatment plan to a patient, and produce professional written reports using effective communication skills.
6. Independently and consistently comply with the duty of care of a primary health care practitioner and the Chiropractic Code of Conduct.

Even though this unit goes beyond the Chiropractic Council on Education Australasia's (CCEA) minimum standards, the Learning Outcomes address the majority of elements and performance indicators of those Accreditation Standards: Unit 3 Professional Interaction, Unit 6 Patient Assessment, Unit 7 Diagnostic Decision Making, Unit 8 Planning of Patient Care, and Unit 9 Implementation of Care. There will be some elements addressed from Unit 10 Disease Prevention and Health Promotion and Unit 11 Professional Scientific Development.





















## Alignment of Learning Outcomes, Assessment and Graduate Attributes

 N/A Level	 Introductory Level	 Intermediate Level	 Graduate Level	 Professional Level	 Advanced Level
---	--	--	--	--	--

### Alignment of Assessment Tasks to Learning Outcomes

Assessment Tasks	Learning Outcomes					
	1	2	3	4	5	6
1 - Knowledge						
2 - Communication						
3 - Cognitive, technical and creative skills						
4 - Research						
5 - Self-management						
6 - Ethical and Professional Responsibility						
7 - Leadership						
8 - Aboriginal and Torres Strait Islander Cultures						

### Alignment of Assessment Tasks to Graduate Attributes

Assessment Tasks	Graduate Attributes							
	1	2	3	4	5	6	7	8
1 - Professional Practice Placement - 0%								
2 - Portfolio - 0%								
3 - Practical Assessment - 0%								

## Textbooks and Resources

### Textbooks

CHIR20013

#### Prescribed

#### Physical Medicine Manual

(2017)

Authors: N. Vizniak

Prohealth

Canada

Binding: Paperback

### IT Resources

**You will need access to the following IT resources:**

- CQUniversity Student Email
- Internet
- Unit Website (Moodle)

## Referencing Style

All submissions for this unit must use the referencing style: [American Psychological Association 6th Edition \(APA 6th edition\)](#)

For further information, see the Assessment Tasks.

## Teaching Contacts

**Dawn Dane** Unit Coordinator

[d.dane@cqu.edu.au](mailto:d.dane@cqu.edu.au)

## Schedule

### Week 1 - 06 Nov 2017

Module/Topic	Chapter	Events and Submissions/Topic
Introduction to Clinical Practice 6 (zoom and ppt)		1.

### Week 2 - 13 Nov 2017

Module/Topic	Chapter	Events and Submissions/Topic
<b>First Case:</b> online and end of case tutorial <b>Clinical duties:</b> rehab, reception, radiography and clinical <b>Clinical performance:</b> direct observations of procedures, mini-CEX, participation in weekly case tutorial	Relevant content will be available on moodle Case content will be available on moodle -an open forum will also be available for sharing case related resources	

### Week 3 - 20 Nov 2017

Module/Topic	Chapter	Events and Submissions/Topic
--------------	---------	------------------------------

**Second Case:** online and end of case tutorial

**Clinical duties:** rehab, reception, radiography and clinical

**Clinical performance:** direct observations of procedures, mini-CEX, participation in weekly case tutorial

Relevant content will be available on moodle  
Case content will be available on moodle -an open forum will also be available for sharing case related resources

#### Week 4 - 27 Nov 2017

Module/Topic

Chapter

Events and Submissions/Topic

**Third Case:** online and end of case wrap up formative quiz

**Clinical duties:** rehab, reception, radiography and clinical

**Clinical performance:** direct observations of procedures, mini-CEX, participation in weekly case tutorial

Relevant content will be available on moodle  
Case content will be available on moodle -an open forum will also be available for sharing case related resources

#### Vacation Week - 04 Dec 2017

Module/Topic

Chapter

Events and Submissions/Topic

Happy Studying!

#### Week 5 - 11 Dec 2017

Module/Topic

Chapter

Events and Submissions/Topic

**Fourth Case:** online and end of case tutorial

**Clinical duties:** rehab, reception, radiography and clinical

**Clinical performance:** direct observations of procedures, mini-CEX, participation in weekly case tutorial

Relevant content will be available on moodle  
Case content will be available on moodle -an open forum will also be available for sharing case related resources

#### Week 6 - 18 Dec 2017

Module/Topic

Chapter

Events and Submissions/Topic

**Fifth Case:** online and end of case formative wrap-up quiz

**Clinical duties:** rehab, reception, radiography and clinical

**Clinical performance:** direct observations of procedures, mini-CEX, participation in weekly case tutorial

Relevant content will be available on moodle  
Case content will be available on moodle -an open forum will also be available for sharing case related resources

#### Week 7 - 01 Jan 2018

Module/Topic

Chapter

Events and Submissions/Topic

**Reflections - discussion tutorial**

**Clinical duties:** clinic is closed

**Clinical performance:** clinic is closed

**Week 8 - 08 Jan 2018**

Module/Topic	Chapter	Events and Submissions/Topic
<b>Introduction to Clinic Exit - online and discussion</b> <b>Clinical duties:</b> rehab, reception, radiography and clinical <b>Clinical performance:</b> direct observations of procedures, mini-CEX, participation in weekly case tutorial	Relevant content will be available on moodle	Reflective Learning Assignment Submission - Friday 11:45 pm  <b>Reflection and Case Based Learning</b> Due: Week 8 Friday (12 Jan 2018) 11:45 pm AEST

**Week 9 - 15 Jan 2018**

Module/Topic	Chapter	Events and Submissions/Topic
<b>Case Based Learning:</b> Advertising Tutorial (online) <b>Clinical duties:</b> rehab, reception, radiography and clinical <b>Clinical performance:</b> direct observations of procedures, mini-CEX, participation in weekly case tutorial	Relevant content will be available on moodle	

**Week 10 - 22 Jan 2018**

Module/Topic	Chapter	Events and Submissions/Topic
<b>Case Based Learning:</b> Informed Consent Tutorial (online) <b>Clinical duties:</b> rehab, reception, radiography and clinical <b>Clinical performance:</b> direct observations of procedures, mini-CEX, participation in weekly case tutorial	Relevant content will be available on moodle	

**Week 11 - 29 Jan 2018**

Module/Topic	Chapter	Events and Submissions/Topic
<b>Zoom Tutorial/Discussion</b> (online) <b>Clinical duties:</b> rehab, reception, radiography and clinical <b>Clinical performance:</b> direct observations of procedures, mini-CEX, participation in weekly case tutorial		Logbook and Competency Submission - Friday 11:45 pm  <b>Clinical Logbooks and Clinical Competency</b> Due: Week 11 Friday (2 Feb 2018) 11:45 pm AEST

**Week 12 - 05 Feb 2018**

Module/Topic	Chapter	Events and Submissions/Topic
		Clinic Exit Examination - February 6th (afternoon) - 7th (morning)  <b>Clinic Exit Examination</b> Due: Week 12 Tuesday (6 Feb 2018) 11:45 pm AEST

## Exam Week - 12 Feb 2018

Module/Topic	Chapter	Events and Submissions/Topic
--------------	---------	------------------------------

## Review/Exam Week - 12 Feb 2018

Module/Topic	Chapter	Events and Submissions/Topic
--------------	---------	------------------------------

## Term Specific Information

Clinical Practice 6 will commence immediately following Clinical Practice 5 to prevent disruption to patient care. The student clinic will be closed from the beginning of Dec 22nd 2017 and will re-open on January 9th 2018. You will be assigned a junior intern for the final four weeks of term as part of junior clinic. Each student is permitted (subject to agreement from the unit coordinator and the clinical supervisor) to undertake one four week external placement in a chiropractic clinic that meets the requirements of the CQU chiropractic placement program.

## Assessment Tasks

### 1 Clinical Logbooks and Clinical Competency

#### Assessment Type

Professional Practice Placement

#### Task Description

##### Part A Clinical Logbooks

In this third term of your clinical year, it is expected that you will complete your clinical requirements as per the Council for Chiropractic Education Australasia for the year and submit them for auditing.

To meet these requirements you will need to:

- Perform 15 new patient examinations bringing your total to a minimum of 50 new patients over the three terms
- Perform 100 follow-up treatments/visits bringing your total to a minimum of 300 treatments over the three terms
- Provide 5 hours of outreach per term (please note if you volunteer with the Sports Chiropractic Association of Australia your time with them can count towards outreach) bringing your total to 15 hours over the three terms
- Meet the yearly total of systemic examinations (5 of each - see CCEA requirements), neuromusculoskeletal (40) examinations, x-ray interpretation reports (60) and radiographic positioning (30) and finally clinical laboratory investigation activities (10)
- Attend all rostered clinic shifts (18 hours per week)

Logbooks should never leave the clinic and the content should be kept up to date. It is your responsibility to ensure that you maintain this document, including obtaining the required signatures and scheduling any and all competencies required during the term. **\*If there is no signature we cannot verify that the activity took place and it will not be counted.\*** We will be performing a number of clinical competency performance assessments including: direct observation of procedural skills, mini-clinical examinations and file audits over the term to ensure that your skills are developing appropriately. Any fraudulent activities in relation to the clinic logbook or competencies will result in disciplinary action.

##### Part B Clinical Competency

Practical Assessment will occur continuously across the term in both summative and formative assessments. The summative assessments will be in the form of critiques and are listed below. The aim is to ensure you are developing appropriately throughout this final term and to support your growth. At this point, you will most likely be performing the majority of required clinical skills independently. It is expected that you should be able to perform these tasks without supervision, however the supervisor remains a source of guidance and support as and when required.

Throughout the term you will be required to complete the following summative competency assessments:

- 1 History taking critiques (one acute and one chronic - one of each is required during the clinical year)
- 1 Physical examination (one ortho based and one neuro based- one of each is required during the clinical year)
- 1 Report of findings critique
- 2 Adjustive techniques (at least one extremity)
- 1 Electrical modality or Rehabilitation routine (one of each is required during the clinical year)



- 2 Professionalism critiques (at 4 weeks and 11 weeks)
- 1 File-audit

\*If the clinical supervisor deems your skills are not progressing well by week 4 remedial support will be offered\*

In addition, because Part A and Part B are pass/fail assessment tasks, the requirements listed for a pass score must be attained by the specified due date. In the absence of an approved assessment extension, a student who has not met the requirements by the due date will get a Fail grade.

### **Assessment Due Date**

Week 11 Friday (2 Feb 2018) 11:45 pm AEST

### **Return Date to Students**

### **Weighting**

Pass/Fail

### **Assessment Criteria**

The assessment criteria will aim to confirm:

Have you met the required clinical encounter numbers set out by the accreditation body?

Have you demonstrated clinical competency in each of the required critiques?

Have you maintained an acceptable level of professionalism including attending all scheduled clinical and radiographic rotations?

Have you demonstrated an ability to safely manage patients to the level of an entry level chiropractor?

\*The marking rubrics are available on moodle and in the clinic for your perusal (they are the same as in CP4 and CP5), it is expected that in this term you will no longer require any prompting when performing the competencies listed above in order to pass.

### **Referencing Style**

- [American Psychological Association 6th Edition \(APA 6th edition\)](#)

### **Submission**

No submission method provided.

### **Submission Instructions**

via the clinical supervisor

### **Learning Outcomes Assessed**

- Independently plan and perform a patient-centered clinical assessment.
- Appraise clinical data to determine differential diagnoses, formulate an appropriate working diagnosis and generate an appropriate treatment plan for complex cases.
- Use case studies to assess the need for a patient to receive emergency care and/or referral to another healthcare professional and demonstrate appropriate management of such cases.
- Prepare and present a health promotion plan as part of a patient's management plan.
- Explain a diagnosis and treatment plan to a patient, and produce professional written reports using effective communication skills.
- Independently and consistently comply with the duty of care of a primary health care practitioner and the Chiropractic Code of Conduct.

### **Graduate Attributes**

- Knowledge
- Communication
- Cognitive, technical and creative skills
- Research
- Self-management
- Ethical and Professional Responsibility
- Leadership

## 2 Reflection and Case Based Learning

### Assessment Type

Portfolio

### Task Description

#### Part A Reflection

As you move closer to graduation and becoming a member of the profession, we would like you to take sometime to reflect. You are asked to reflect on one of the following topics:

- Reflect on the likely challenges you will face as a new graduate and how you will draw on your experiences over the past five years to help you transition into your new role.
- Reflect on your professional development over the past five years.
- Reflect on the most challenging case that you managed over the past year and how it effected your understanding of clinical practice.

This reflection will be 1500 words (+/- 10%) and referenced. Further guidance (a rubric) is available on moodle.

#### Part B Case Based Learning

Five clinical cases will be presented in a staged format. Initially a scenario will be released and you will be required to contribute to the forum in the form of possible answers or thoughtful questions. Later in the same week additional information will be released which will require you to demonstrate clinical reasoning and perform some additional reading. At the end of each case we will have a zoom discussion to wrap up the case or a formative quiz will appear on moodle.

Two case based learning activities will occur on the topics of informed consent and advertising. You will be required to use the provided scenario to demonstrate your knowledge and familiarity with the Chiropractic Board of Australia's (CBA) Code of Conduct.

In addition, because these are pass/fail assessment tasks, the requirements listed for a pass score must be attained by the specified due date. In the absence of an approved assessment extension, a student who has not met the requirements by the due date will get a Fail grade.

### Assessment Due Date

Week 8 Friday (12 Jan 2018) 11:45 pm AEST

### Return Date to Students

Week 10 Monday (22 Jan 2018)

### Weighting

Pass/Fail

### Assessment Criteria

The assessment criteria will aim to confirm:

Have you demonstrated an understanding of professional growth and change through a reflective learning cycle?

Have you demonstrated clinical understanding and reasoning skills?

Have you demonstrated clinical and referral management knowledge?

Have you demonstrated an understanding of public health and health promotion opportunities?

Have you demonstrated an awareness and familiarity with the CBA's Code of Conduct?

## Referencing Style

- [American Psychological Association 6th Edition \(APA 6th edition\)](#)

## Submission

Online

## Learning Outcomes Assessed

- Independently plan and perform a patient-centered clinical assessment.
- Appraise clinical data to determine differential diagnoses, formulate an appropriate working diagnosis and generate an appropriate treatment plan for complex cases.
- Use case studies to assess the need for a patient to receive emergency care and/or referral to another healthcare professional and demonstrate appropriate management of such cases.

## Graduate Attributes

- Knowledge
- Communication
- Cognitive, technical and creative skills
- Research
- Self-management
- Ethical and Professional Responsibility

## 3 Clinic Exit Examination

### Assessment Type

Practical Assessment

### Task Description

The clinic exit examination will involve a two day examination of your clinical skills and knowledge. It will consist of:

- One Objective Structured Long Examination Record (OSLER) station that will last for 30 minutes. This will follow the standard template (see moodle) and involve working through a new case consultation, examination, management and theory.
- One VIVA (oral) station that will last up to 60 minutes. You may be provided with a case scenario 15 minutes prior to entering the viva for your perusal. The viva will involve examination of clinical knowledge and reasoning, synthesis of information, evidence informed management. It will also examine familiarity with the professional code of conduct and overall professional attitude.

While this is a P/F assessment a score of 65% or above is required to pass. A detailed marking rubrics will be available on moodle no later than week 6 of the term.

Please note:

You must present for your individual practical assessment dressed as you would present to the clinical environment. Any student not adhering to the dress code may be excluded from the assessment.

Non-Academic reviewers may be present as part of the examining panel in addition to academic members of the team

This assessment task may be recorded using a video camera to enable moderation

Please note the following advice from the University Assessment of Coursework Procedures:

3.2.6 In non-graded (pass-fail) courses, all assessment items must be submitted by the due date, as there is no opportunity to apply a five per cent penalty, due to the pass-fail nature of each assessment task. Students who fail a single assessment task in a pass-fail course, or who fail a pass-fail component of a graded course will be deemed to have failed that course.

This assessment task must be completed on the specified day and time. In the absence of an approved extension, there will be no opportunity to complete the task after this date, and there will be no opportunity to apply a late penalty of five per cent per day.

**Assessment Due Date**

Week 12 Tuesday (6 Feb 2018) 11:45 pm AEST  
The examination will be scheduled across two days.

**Return Date to Students**

Review/Exam Week Tuesday (13 Feb 2018)

**Weighting**

Pass/Fail

**Minimum mark or grade**

65%

**Assessment Criteria**

The assessment criteria aim to confirm:

Have you demonstrated clinical skills at the level of an entry level chiropractor?

Have you demonstrated an ability to interpret patient data and perform clinical reasoning?

Have you demonstrated an ability to synthesize patient information to create an evidence informed plan of management?

Have you demonstrated an awareness and understanding of professional behaviour, scope and practice?

**Referencing Style**

- [American Psychological Association 6th Edition \(APA 6th edition\)](#)

**Submission**

No submission method provided.

**Learning Outcomes Assessed**

- Prepare and present a health promotion plan as part of a patient's management plan.
- Explain a diagnosis and treatment plan to a patient, and produce professional written reports using effective communication skills.
- Independently and consistently comply with the duty of care of a primary health care practitioner and the Chiropractic Code of Conduct.

**Graduate Attributes**

- Knowledge
- Communication
- Cognitive, technical and creative skills
- Research
- Self-management
- Ethical and Professional Responsibility

## Academic Integrity Statement

As a CQUniversity student you are expected to act honestly in all aspects of your academic work.

Any assessable work undertaken or submitted for review or assessment must be your own work. Assessable work is any type of work you do to meet the assessment requirements in the unit, including draft work submitted for review and feedback and final work to be assessed.

When you use the ideas, words or data of others in your assessment, you must thoroughly and clearly acknowledge the source of this information by using the correct referencing style for your unit. Using others' work without proper acknowledgement may be considered a form of intellectual dishonesty.

Participating honestly, respectfully, responsibly, and fairly in your university study ensures the CQUniversity qualification you earn will be valued as a true indication of your individual academic achievement and will continue to receive the respect and recognition it deserves.

As a student, you are responsible for reading and following CQUniversity's policies, including the [Student Academic Integrity Policy and Procedure](#). This policy sets out CQUniversity's expectations of you to act with integrity, examples of academic integrity breaches to avoid, the processes used to address alleged breaches of academic integrity, and potential penalties.

### What is a breach of academic integrity?

A breach of academic integrity includes but is not limited to plagiarism, self-plagiarism, collusion, cheating, contract cheating, and academic misconduct. The Student Academic Integrity Policy and Procedure defines what these terms mean and gives examples.

### Why is academic integrity important?

A breach of academic integrity may result in one or more penalties, including suspension or even expulsion from the University. It can also have negative implications for student visas and future enrolment at CQUniversity or elsewhere. Students who engage in contract cheating also risk being blackmailed by contract cheating services.

### Where can I get assistance?

For academic advice and guidance, the [Academic Learning Centre \(ALC\)](#) can support you in becoming confident in completing assessments with integrity and of high standard.

### What can you do to act with integrity?



#### Be Honest

If your assessment task is done by someone else, it would be dishonest of you to claim it as your own



#### Seek Help

If you are not sure about how to cite or reference in essays, reports etc, then seek help from your lecturer, the library or the Academic Learning Centre (ALC)



#### Produce Original Work

Originality comes from your ability to read widely, think critically, and apply your gained knowledge to address a question or problem