



COIT20254 *Information Systems Project*

Term 1 - 2022

Profile information current as at 07/05/2024 04:08 am

All details in this unit profile for COIT20254 have been officially approved by CQUniversity and represent a learning partnership between the University and you (our student). The information will not be changed unless absolutely necessary and any change will be clearly indicated by an approved correction included in the profile.

General Information

Overview

This integrative capstone unit for the Master of Information Systems course is designed so that you can demonstrate your learning across the whole course of study before making the transition to the next stage of your career. You will undertake an authentic task group project or an industry project that demonstrates the skills that you have developed throughout your studies in this course. Through conceptual thinking and innovative analysis to troubleshoot a complex problem, you will use and document typical project management processes, demonstrate information systems domain knowledge, and in the process, develop several documents that can be included in a work portfolio to assist future employment. You will conduct a computing group project, demonstrate your skills in producing relevant analysis and process modelling artefacts and generate a project report based on established principles. Working collaboratively within a team, you will identify the needs of diverse stakeholders, produce typical project management artefacts associated with a commercial systems development project, communicate regularly, participate in technical progress meetings, and far better manage change.

Details

Career Level: *Postgraduate*

Unit Level: *Level 9*

Credit Points: 12

Student Contribution Band: 8

Fraction of Full-Time Student Load: 0.25

Pre-requisites or Co-requisites

Prerequisites: COIT20252 Business Process Management, COIT20253 Business Intelligence using Big Data, COIT20251 Knowledge Audits for Business Analysis, PPMP20007 Project Management Concepts and COIT20246 ICT Services Management. Antirequisites: If you have completed any of these units - COIT20237, COIT20239, COIT20240 or COIT20276, then you cannot enrol in this unit.

Important note: Students enrolled in a subsequent unit who failed their pre-requisite unit, should drop the subsequent unit before the census date or within 10 working days of Fail grade notification. Students who do not drop the unit in this timeframe cannot later drop the unit without academic and financial liability. See details in the [Assessment Policy and Procedure \(Higher Education Coursework\)](#).

Offerings For Term 1 - 2022

- Brisbane
- Melbourne
- Online
- Rockhampton
- Sydney

Attendance Requirements

All on-campus students are expected to attend scheduled classes – in some units, these classes are identified as a mandatory (pass/fail) component and attendance is compulsory. International students, on a student visa, must maintain a full time study load and meet both attendance and academic progress requirements in each study period (satisfactory attendance for International students is defined as maintaining at least an 80% attendance record).

Website

[This unit has a website, within the Moodle system, which is available two weeks before the start of term. It is important that you visit your Moodle site throughout the term. Please visit Moodle for more information.](#)

Class and Assessment Overview

Recommended Student Time Commitment

Each 12-credit Postgraduate unit at CQUniversity requires an overall time commitment of an average of 25 hours of study per week, making a total of 300 hours for the unit.

Class Timetable

[Regional Campuses](#)

Bundaberg, Cairns, Emerald, Gladstone, Mackay, Rockhampton, Townsville

[Metropolitan Campuses](#)

Adelaide, Brisbane, Melbourne, Perth, Sydney

Assessment Overview

1. **Practical and Written Assessment**

Weighting: 70%

2. **Portfolio**

Weighting: 20%

3. **Presentation**

Weighting: 10%

Assessment Grading

This is a graded unit: your overall grade will be calculated from the marks or grades for each assessment task, based on the relative weightings shown in the table above. You must obtain an overall mark for the unit of at least 50%, or an overall grade of 'pass' in order to pass the unit. If any 'pass/fail' tasks are shown in the table above they must also be completed successfully ('pass' grade). You must also meet any minimum mark requirements specified for a particular assessment task, as detailed in the 'assessment task' section (note that in some instances, the minimum mark for a task may be greater than 50%). Consult the [University's Grades and Results Policy](#) for more details of interim results and final grades.

CQUniversity Policies

All University policies are available on the [CQUniversity Policy site](#).

You may wish to view these policies:

- Grades and Results Policy
- Assessment Policy and Procedure (Higher Education Coursework)
- Review of Grade Procedure
- Student Academic Integrity Policy and Procedure
- Monitoring Academic Progress (MAP) Policy and Procedure – Domestic Students
- Monitoring Academic Progress (MAP) Policy and Procedure – International Students
- Student Refund and Credit Balance Policy and Procedure
- Student Feedback – Compliments and Complaints Policy and Procedure
- Information and Communications Technology Acceptable Use Policy and Procedure

This list is not an exhaustive list of all University policies. The full list of University policies are available on the [CQUniversity Policy site](#).

Previous Student Feedback

Feedback, Recommendations and Responses

Every unit is reviewed for enhancement each year. At the most recent review, the following staff and student feedback items were identified and recommendations were made.

Feedback from Students via the Moodle Evaluation

Feedback

High satisfaction with the learning and teaching activities of this unit.

Recommendation

Nurture the current learning and teaching practices.

Feedback from Head of Course - PG ICT

Feedback

While the projects address realistic scenarios, there is limited opportunity for students to interact with real clients during the project.

Recommendation

Increase the number of projects provided by or conducted for real clients, such as industry partners and researchers.

Feedback from Head of Course- PG ICT

Feedback

Few project groups apply the diverse knowledge and skills obtained from all their prerequisites (such as business Intelligence using big data).

Recommendation

Structure the assessment criteria and guidance to students to ensure all prerequisite knowledge and skills can be applied in the project.

Unit Learning Outcomes

On successful completion of this unit, you will be able to:

1. Investigate client requirements and apply a range of tools, techniques and methods to implement a solution to a complex problem
2. Work collaboratively as part of a productive team
3. Generate and review project management artefacts and documentation required of a business systems project
4. Communicate effectively by using written and oral presentation understanding the needs of various stakeholders
5. Identify and evaluate change management issues that may arise due to changing business practices
6. Produce a report recommending improvements to current business practices.

The Australian Computer Society (ACS) recognises the Skills Framework for the Information Age (SFIA). SFIA is adopted by organisations, governments and individuals in many countries and provides a widely used and consistent definition of ICT skills. SFIA is increasingly being used when developing job descriptions and role profiles.

ACS members can use the tool MySFIA to build a skills profile at

<https://www.acs.org.au/professionalrecognition/mysfia-b2c.html>

This unit contributes to the following workplace skills as defined by SFIA 7 (the SFIA code is included):

- Analytics (INAN)
- Specialist advice (TECH)
- Research (RSCH)
- Project Management (PRMG)
- Business Analysis (BUAN)
- Systems Design (DESN)
- Requirements Definition and Management (REQM),
- Business Modelling (BSMO)
- Relationship Management (RLMT)
- Change Management (CHMG)
- Problem Management (PBMG).

Alignment of Learning Outcomes, Assessment and Graduate Attributes

 N/A Level	 Introductory Level	 Intermediate Level	 Graduate Level	 Professional Level	 Advanced Level
---	--	--	--	--	--




















Alignment of Assessment Tasks to Learning Outcomes

Assessment Tasks	Learning Outcomes					
	1	2	3	4	5	6
1 - Practical and Written Assessment - 70%	•	•	•	•	•	•
2 - Portfolio - 20%			•	•	•	
3 - Presentation - 10%		•		•		•

Alignment of Graduate Attributes to Learning Outcomes

Graduate Attributes	Learning Outcomes					
	1	2	3	4	5	6
1 - Knowledge						
2 - Communication						
3 - Cognitive, technical and creative skills						
4 - Research						
5 - Self-management						
6 - Ethical and Professional Responsibility						
7 - Leadership						
8 - Aboriginal and Torres Strait Islander Cultures						

Alignment of Assessment Tasks to Graduate Attributes

Assessment Tasks	Graduate Attributes							
	1	2	3	4	5	6	7	8
1 - Practical and Written Assessment - 70%								
2 - Portfolio - 20%								
3 - Presentation - 10%								

Textbooks and Resources

Textbooks

There are no required textbooks.

IT Resources

You will need access to the following IT resources:

- CQUniversity Student Email
- Internet
- Unit Website (Moodle)
- Modelling software such as Microsoft Visio

Referencing Style

All submissions for this unit must use the referencing style: [Harvard \(author-date\)](#)
For further information, see the Assessment Tasks.

Teaching Contacts

Srimannarayana Grandhi Unit Coordinator
s.grandhi@cqu.edu.au

Schedule

Week 1 - 07 Mar 2022

Module/Topic	Chapter	Events and Submissions/Topic
Workshop		<p>Form project groups: please see Moodle unit website. Please note that the Australian Computer Society (ACS) advises that there should be no less than three members in each group. Attend introduction to the unit by the project facilitator, read the "Guide to Undertaking a Capstone Project" on the unit website.</p> <p>Please note that the capstone project will be different for each group, and therefore there won't be any firm guidelines. You need to discuss the procedure with your campus project facilitator.</p> <p>Arrange an appointment time with your project facilitator during the workshop hours to discuss your project options.</p>

Week 2 - 14 Mar 2022

Module/Topic	Chapter	Events and Submissions/Topic
Workshop		Weekly meeting with the project facilitator.

Week 3 - 21 Mar 2022

Module/Topic	Chapter	Events and Submissions/Topic
--------------	---------	------------------------------

Workshop		Weekly meeting with the project facilitator. Submit Project Proposal and Plan via Moodle. Due Date: Friday 25th March 2022 6 pm
Week 4 - 28 Mar 2022		
Module/Topic	Chapter	Events and Submissions/Topic
Workshop		Weekly meeting with the project facilitator.
Week 5 - 04 Apr 2022		
Module/Topic	Chapter	Events and Submissions/Topic
Workshop		Weekly meeting with the project facilitator.
Vacation Week - 11 Apr 2022		
Module/Topic	Chapter	Events and Submissions/Topic
		Have a good break!
Week 6 - 18 Apr 2022		
Module/Topic	Chapter	Events and Submissions/Topic
Workshop		Weekly meeting with the project facilitator. Submit Progress Report via Moodle. Due Date: Sunday 24th April 2022 6 pm
Week 7 - 25 Apr 2022		
Module/Topic	Chapter	Events and Submissions/Topic
Workshop		Weekly meeting with the project facilitator. Submit Draft Project Report via Moodle. Due Date: Sunday 1st May 2022 6 pm
Week 8 - 02 May 2022		
Module/Topic	Chapter	Events and Submissions/Topic
Workshop		Weekly meeting with the project facilitator.
Week 9 - 09 May 2022		
Module/Topic	Chapter	Events and Submissions/Topic
Workshop		Weekly meeting with the project facilitator.
Week 10 - 16 May 2022		
Module/Topic	Chapter	Events and Submissions/Topic
Workshop		Presentation of the DRAFT Project Report (including the feedback on your report submitted in Week 7). Presentations to be held during workshop class time via Zoom, or as per arrangements made with your campus project facilitator. The feedback from this assessment will enable you to improve the final version of your report to be submitted in Week 13.

Week 11 - 23 May 2022

Module/Topic	Chapter	Events and Submissions/Topic
Workshop		Weekly meeting with the project facilitator. Submit ePortfolio via Portfolium/Moodle. Due Date: Sunday 29th May 2022 6 pm

Week 12 - 30 May 2022

Module/Topic	Chapter	Events and Submissions/Topic
Workshop		Weekly meeting with the project facilitator. Complete the Unit evaluation, which is accessible from this Unit's Moodle site.

Review Week - 06 Jun 2022

Module/Topic	Chapter	Events and Submissions/Topic
		Submit Final Project Report, Project Working Documentation, and Self and Peer Assessment. Due Date: Sunday 12th June 2022 6 pm

Exam Week - 13 Jun 2022

Module/Topic	Chapter	Events and Submissions/Topic
--------------	---------	------------------------------

Term Specific Information

Unit Coordinator:**Dr Sriman Grandhi**

CQUniversity Melbourne

120 Spencer Street, Melbourne VIC 3000.

Email: s.grandhi@cqu.edu.au**Phone:** +61 3 9616 0602

Assessment Tasks

1 Final Project Report, Draft Project Report, Project Proposal and Plan, Progress Report, Project Working Documentation and SPA

Assessment Type

Practical and Written Assessment

Task Description

This is the major assessment for your project and comprises six parts: project proposal and plan, progress report, draft project report, final project report, project working documentation (team meeting agenda, minutes, action sheet and project working papers), and the Self and Peer Assessment (SPA).

In this major assessment, you are required to form a group (up to four members but no less than three and subject to class size) and demonstrate the skills and knowledge that you have developed in earlier *information systems specialisation* units and apply these skills and knowledge to an industry project or a case-based project. Projects are subject to the approval of the project facilitator who may be the unit coordinator or the campus lecturer. **As noted in the Weekly Schedule, each team should have three to four members.**

You are strongly recommended to source your own project instead of using a case study. With the permission of your employer, your project can be based on your workplace.

Your project should be of sufficient complexity so that you can demonstrate your knowledge, but still be small enough to complete it within the term. If you are in doubt, please contact the unit coordinator or

your campus lecturer.

As a group, you are required to write a comprehensive report on your project. You are expected to demonstrate knowledge, innovative thinking, and analytical skills through the conduct of your group project addressing the production of a project plan, project working documentation, together with appropriate *project artefacts* such as design documentation and an implementation plan, as part of your project report. In your project report, you need to evaluate and analyse current business information systems, processes and applications, and propose improvements (including a prototype solution for an identified problem or opportunity based on your project requirement). The project will have a designated customer, and you will be required to produce the typical project management artefacts associated with your chosen industry or case-based project.

Note: Please contact the unit coordinator by week two if you have a genuine problem and are unable to participate in a group.

You are encouraged to use innovative ideas and imagination to produce a high-level project outcome, and demonstrate your learning and knowledge from prior units undertaken in your study course. This assessment is an excellent opportunity to link theoretical knowledge with a practical chosen industry (or a case) project to help you to be more competitive in the real-world environment.

Please refer to the Moodle unit website for more detailed information in relation to this assessment.

Assessment Due Date

As per weekly schedule and day and time as shown on the Moodle assignment submission page.

Return Date to Students

Final Report, Working Documentation and SPA on the day of Certification of Grades. All other items within two weeks of submission.

Weighting

70%

Assessment Criteria

Reports and proposals are to be uploaded as Microsoft Word documents. You may also upload Microsoft Project and Microsoft Excel documents to support your work. No other type of upload will be accepted, with the exception of a ZIP file for **Project Working Documentation**.

The project documentation will be assessed **on the quality of content**. The assessment criteria for each part of this assessment, as described under Task Description is as follows:

Project Proposal and Plan - 10%

The proposal and plan will include sections for the project description, project scope, objectives and constraints, statement of work, work breakdown structure, Gantt chart, risk assessment, quality plan, team structure, roles and responsibilities matrix, and project schedule.

Progress Report - 5%

A progress report is to be submitted halfway through the term.

Draft Project Report 10%

This assessment is designed to give you feedback on your project report prior to your presentation in Week 10. The report is to consist of the following content, up to and including project analysis as follows:

- Project title page
- Executive summary
- Table of contents
- Introduction
- Project management overview
- Team structure
- Project analysis (including but not limited to strategic alignment, stakeholder analysis and management plan)
- Conclusion and recommendations

Final Project Report - 35%

The report is to consist of at least the following content:

- Project title page
- Executive summary
- Table of contents
- Introduction
- Project management overview
- Team structure

- Project analysis (including but not limited to strategic alignment, stakeholder analysis and management, requirements elicitation methodology, requirements statement, change management solution and risk analysis)
- Discussions (of candidate solution evaluation, proposed improvement or solutions including process models, and prototype design)
- Conclusions and Recommendations
- References
- Appendix (optional)

Project Working Documentation - 5%

The team's project working documentation includes team meeting agenda, minutes arising from the various meetings, action sheet items and project working papers.

Self and Peer Assessment - 5%

Each team will be required to evaluate the other team members and the team's performance, both from a personal viewpoint and as a team member.

Please see the Moodle unit website for more specific marking criteria.

Referencing Style

- [Harvard \(author-date\)](#)

Submission

Online

Submission Instructions

via Moodle

Learning Outcomes Assessed

- Investigate client requirements and apply a range of tools, techniques and methods to implement a solution to a complex problem
- Work collaboratively as part of a productive team
- Generate and review project management artefacts and documentation required of a business systems project
- Communicate effectively by using written and oral presentation understanding the needs of various stakeholders
- Identify and evaluate change management issues that may arise due to changing business practices
- Produce a report recommending improvements to current business practices.

Graduate Attributes

- Knowledge
- Communication
- Cognitive, technical and creative skills
- Research
- Self-management
- Ethical and Professional Responsibility
- Leadership

2 ePortfolio

Assessment Type

Portfolio

Task Description

This is an individual assessment.

An e-portfolio is a learning tool that enables students to accumulate evidence of learning achievement. In this unit, you will use **Portfolium** as a learning tool to record your portfolio entries. As part of the reflective component of this unit, you are required to develop a Project Portfolio with ten entries on a weekly basis starting from Week 2 of the term until Week 11. The ePortfolio is to be a record of every activity undertaken by you in developing the project. The entries will be a weekly discussion and reflection of your learning based on the project tasks you undertake and an identification of any gaps in your knowledge and strategies to correct these gaps.

Please refer to the Moodle unit website for more details of this assessment and detailed instructions on how to use **Portfolium**.

Assessment Due Date

As per weekly schedule and day and time as shown on the Moodle assignment submission page.

Return Date to Students

Within two weeks of submission.

Weighting

20%

Assessment Criteria

A project portfolio is to be maintained by every student individually.

Entries are to be made in your portfolio on each occasion that work is undertaken on the project, detailing the work done, time taken, difficulties experienced, and other issues that may arise. You will be assessed on the demonstration of knowledge and understanding of the topic, contribution to the project, communication skills and identified knowledge gaps. Please see the Moodle unit website for more specific marking criteria.

Failure to submit a portfolio will disadvantage your overall marks.

Referencing Style

- [Harvard \(author-date\)](#)

Submission

Online

Submission Instructions

via Portfolium and Moodle

Learning Outcomes Assessed

- Generate and review project management artefacts and documentation required of a business systems project
- Communicate effectively by using written and oral presentation understanding the needs of various stakeholders
- Identify and evaluate change management issues that may arise due to changing business practices

Graduate Attributes

- Knowledge
- Communication
- Cognitive, technical and creative skills
- Research
- Self-management
- Ethical and Professional Responsibility

3 Group Presentation

Assessment Type

Presentation

Task Description

This assessment requires you to present your findings based on your Draft Project Report.

Presentation of Draft Project Report: Each group will be required to deliver an oral presentation based on their Draft Project Report to their peers and staff for feedback in Week 10. Each group will have until Week 13 (due date for Final Project Report) to improve the final report based on the feedback received at the time of the presentation.

Presentations will need to be delivered via Zoom.

Assessment Due Date

As per weekly schedule and day and time as shown on the Moodle assignment submission page.

Return Date to Students

Within two weeks of submission.

Weighting

10%

Assessment Criteria

Presentations are to be uploaded as Microsoft PowerPoint slides. No other type of upload will be accepted.

Each group will be allocated a time in Week 10 to present their draft project report. Each presentation will be assessed on the following criteria:

Group marks will be based on:

- Preparation and consistency of presentation;
- Set up and use of visual aids;
- Timing of presentation including Q&A;
- Continuity and flow from one presenter to the next;
- Presentation content is relevant to the topic;
- Content is clear, concise and relevant.

Individual marks for presentation will be based on:

- Professional attire;
- Presentation skills;
- Content is explained well;
- Response to questions during Q&A.

Please see the Moodle unit website for more specific marking criteria.

Referencing Style

- [Harvard \(author-date\)](#)

Submission

Online

Submission Instructions

Presentation during class time via Zoom, and by arrangement with unit coordinator/campus lecturer.

Learning Outcomes Assessed

- Work collaboratively as part of a productive team
- Communicate effectively by using written and oral presentation understanding the needs of various stakeholders
- Produce a report recommending improvements to current business practices.

Graduate Attributes

- Knowledge
- Communication
- Cognitive, technical and creative skills
- Self-management
- Ethical and Professional Responsibility
- Leadership

Academic Integrity Statement

As a CQUniversity student you are expected to act honestly in all aspects of your academic work.

Any assessable work undertaken or submitted for review or assessment must be your own work. Assessable work is any type of work you do to meet the assessment requirements in the unit, including draft work submitted for review and feedback and final work to be assessed.

When you use the ideas, words or data of others in your assessment, you must thoroughly and clearly acknowledge the source of this information by using the correct referencing style for your unit. Using others' work without proper acknowledgement may be considered a form of intellectual dishonesty.

Participating honestly, respectfully, responsibly, and fairly in your university study ensures the CQUniversity qualification you earn will be valued as a true indication of your individual academic achievement and will continue to receive the respect and recognition it deserves.

As a student, you are responsible for reading and following CQUniversity's policies, including the [Student Academic Integrity Policy and Procedure](#). This policy sets out CQUniversity's expectations of you to act with integrity, examples of academic integrity breaches to avoid, the processes used to address alleged breaches of academic integrity, and potential penalties.

What is a breach of academic integrity?

A breach of academic integrity includes but is not limited to plagiarism, self-plagiarism, collusion, cheating, contract cheating, and academic misconduct. The Student Academic Integrity Policy and Procedure defines what these terms mean and gives examples.

Why is academic integrity important?

A breach of academic integrity may result in one or more penalties, including suspension or even expulsion from the University. It can also have negative implications for student visas and future enrolment at CQUniversity or elsewhere. Students who engage in contract cheating also risk being blackmailed by contract cheating services.

Where can I get assistance?

For academic advice and guidance, the [Academic Learning Centre \(ALC\)](#) can support you in becoming confident in completing assessments with integrity and of high standard.

What can you do to act with integrity?



Be Honest

If your assessment task is done by someone else, it would be dishonest of you to claim it as your own



Seek Help

If you are not sure about how to cite or reference in essays, reports etc, then seek help from your lecturer, the library or the Academic Learning Centre (ALC)



Produce Original Work

Originality comes from your ability to read widely, think critically, and apply your gained knowledge to address a question or problem