



DGTL12015 Video Editing and Post-Production

Term 2 - 2020

Profile information current as at 14/05/2024 02:57 pm

All details in this unit profile for DGTL12015 have been officially approved by CQUniversity and represent a learning partnership between the University and you (our student). The information will not be changed unless absolutely necessary and any change will be clearly indicated by an approved correction included in the profile.

General Information

Overview

This unit of study will teach you the common layout, tools and workflow for industry-standard video editing software. You will learn the history, methods and principles of video editing and learn how to take a project from rough footage to a finished movie. Through a series of individual editing exercises and practice assessments, you will work through the process of project management, workflow, editing audio and vision, chroma keying colour correction and grading, sound mixing, titles, credits and export. You will learn how to fix common audio and vision problems in documentary and narrative fiction and gain an understanding of professional practices and processes in post-production.

Details

Career Level: *Undergraduate*

Unit Level: *Level 2*

Credit Points: 6

Student Contribution Band: 10

Fraction of Full-Time Student Load: 0.125

Pre-requisites or Co-requisites

Prerequisite: MMST11009 Digital Video and Audio

Important note: Students enrolled in a subsequent unit who failed their pre-requisite unit, should drop the subsequent unit before the census date or within 10 working days of Fail grade notification. Students who do not drop the unit in this timeframe cannot later drop the unit without academic and financial liability. See details in the [Assessment Policy and Procedure \(Higher Education Coursework\)](#).

Offerings For Term 2 - 2020

- Brisbane
- Cairns
- Mackay
- Online
- Rockhampton
- Sydney

Attendance Requirements

All on-campus students are expected to attend scheduled classes – in some units, these classes are identified as a mandatory (pass/fail) component and attendance is compulsory. International students, on a student visa, must maintain a full time study load and meet both attendance and academic progress requirements in each study period (satisfactory attendance for International students is defined as maintaining at least an 80% attendance record).

Website

[This unit has a website, within the Moodle system, which is available two weeks before the start of term. It is important that you visit your Moodle site throughout the term. Please visit Moodle for more information.](#)

Class and Assessment Overview

Recommended Student Time Commitment

Each 6-credit Undergraduate unit at CQUniversity requires an overall time commitment of an average of 12.5 hours of study per week, making a total of 150 hours for the unit.

Class Timetable

[Regional Campuses](#)

Bundaberg, Cairns, Emerald, Gladstone, Mackay, Rockhampton, Townsville

[Metropolitan Campuses](#)

Adelaide, Brisbane, Melbourne, Perth, Sydney

Assessment Overview

1. **Practical Assessment**

Weighting: 20%

2. **Practical Assessment**

Weighting: 30%

3. **Practical Assessment**

Weighting: 50%

Assessment Grading

This is a graded unit: your overall grade will be calculated from the marks or grades for each assessment task, based on the relative weightings shown in the table above. You must obtain an overall mark for the unit of at least 50%, or an overall grade of 'pass' in order to pass the unit. If any 'pass/fail' tasks are shown in the table above they must also be completed successfully ('pass' grade). You must also meet any minimum mark requirements specified for a particular assessment task, as detailed in the 'assessment task' section (note that in some instances, the minimum mark for a task may be greater than 50%). Consult the [University's Grades and Results Policy](#) for more details of interim results and final grades.

CQUniversity Policies

All University policies are available on the [CQUniversity Policy site](#).

You may wish to view these policies:

- Grades and Results Policy
- Assessment Policy and Procedure (Higher Education Coursework)
- Review of Grade Procedure
- Student Academic Integrity Policy and Procedure
- Monitoring Academic Progress (MAP) Policy and Procedure – Domestic Students
- Monitoring Academic Progress (MAP) Policy and Procedure – International Students
- Student Refund and Credit Balance Policy and Procedure
- Student Feedback – Compliments and Complaints Policy and Procedure
- Information and Communications Technology Acceptable Use Policy and Procedure

This list is not an exhaustive list of all University policies. The full list of University policies are available on the [CQUniversity Policy site](#).

Unit Learning Outcomes


















On successful completion of this unit, you will be able to:

1. Apply the principles of video editing and visual storytelling in the creation of edited drama and documentary programs
2. Produce completed programs using industry-standard software
3. Manage media files and workflow through the stages of assemble, rough cut, fine cut, colour grading, graphics, sound mix and export of finished movies
4. Reflect critically on one's own professional video editing and post-production practice.























Alignment of Learning Outcomes, Assessment and Graduate Attributes

 N/A Level	 Introductory Level	 Intermediate Level	 Graduate Level	 Professional Level	 Advanced Level
---	--	--	--	--	--

Alignment of Assessment Tasks to Learning Outcomes

Assessment Tasks	Learning Outcomes			
	1	2	3	4
1 - Communication				
2 - Problem Solving				
3 - Critical Thinking				
4 - Information Literacy				
5 - Team Work				
6 - Information Technology Competence				
7 - Cross Cultural Competence				
8 - Ethical practice				
9 - Social Innovation				
10 - Aboriginal and Torres Strait Islander Cultures				

Alignment of Assessment Tasks to Graduate Attributes

Assessment Tasks	Graduate Attributes									
	1	2	3	4	5	6	7	8	9	10
1 - Practical Assessment - 20%										
2 - Practical Assessment - 30%										
3 - Practical Assessment - 50%										

Textbooks and Resources

Textbooks

There are no required textbooks.

Additional Textbook Information

All texts and resources for this Unit will be online and made available through the eReading list on the Unit Moodle site.

IT Resources

You will need access to the following IT resources:

- CQUniversity Student Email
- Internet
- Unit Website (Moodle)
- Adobe Acrobat Pro (Adobe Creative Cloud student subscription recommended)
- Adobe Premiere Pro (Adobe Creative Cloud student subscription recommended)
- Microsoft Office or equivalent (wordprocessing) software for preparation of assessment items in the appropriate format
- DaVinci Resolve 16 (Freely available from <https://www.blackmagicdesign.com/products/davinciresolve/>)
- Students will need access to a computer with editing software to undertake this Unit
- Adobe Creative Cloud subscription (student price) is recommended as it provides access to the required Adobe products
- Adobe Encoder (Adobe Creative Cloud student subscription recommended)

Referencing Style

All submissions for this unit must use the referencing style: [Harvard \(author-date\)](#)

For further information, see the Assessment Tasks.

Teaching Contacts

Jan Cattoni Unit Coordinator
j.cattoni@cqu.edu.au

Schedule

Week 1 - 13 Jul 2020

Module/Topic	Chapter	Events and Submissions/Topic
Module 1: Principles & Philosophy of Editing & Basic Edit Workflow #1 Unit Overview & Assessment Basic Workflow	The Technique of Film & Video Editing: Dancyger I. History of Film Editing Digital Video Editing Fundamentals: Jackson 8: The Workflow for Digital Editing: Capture, Edit, Export	Learning Plan Survey in Moodle

Week 2 - 20 Jul 2020

Module/Topic	Chapter	Events and Submissions/Topic
Principles & Philosophy of Editing & Basic Edit Workflow #2 Editing Analysis Learning the Language of Editing	The Technique of Film & Video Editing: Dancyger II. Editing for the Genre	

Week 3 - 27 Jul 2020

Module/Topic	Chapter	Events and Submissions/Topic
--------------	---------	------------------------------

Principles & Philosophy of Editing & Basic Edit Workflow #3

The Director Editor Relationship
Technical & Creative Dimensions of Editing

The Technique of Film & Video Editing: Dancyger
III. Principles of Editing

All students to present their Draft Assessment to receive feedforward and provide peer review during their tutorial in Week 3.

Week 4 - 03 Aug 2020

Module/Topic	Chapter	Events and Submissions/Topic
Principles & Philosophy of Editing & Basic Edit Workflow #4 Creating Meaning Continuity Editing	Film and Video Editing Theory, <i>How Editing Creates Meaning</i> : Frierson 3: David Bordwell, The Narrative Functions of Continuity Editing and Intensified Continuity In the Blink of an Eye: Murch	Assessment 1 Due Editing Analysis Video Presentation Due: Week 4 Monday (3 Aug 2020) 11:45 pm AEST

Week 5 - 10 Aug 2020

Module/Topic	Chapter	Events and Submissions/Topic
Module 2: Applying Editing Principles to Drama & Documentary #1 Editing for Narrative Clarity Editing for Subtext	The Technique of Film & Video Editing: Dancyger II. Principles of Editing	

Vacation Week - 17 Aug 2020

Module/Topic	Chapter	Events and Submissions/Topic
NO CLASSES THIS WEEK		

Week 6 - 24 Aug 2020

Module/Topic	Chapter	Events and Submissions/Topic
Applying Editing Principles to Drama & Documentary #2 Rhythm and Editing	Cutting Rhythms: Pearlman 1: Rhythmic Intuition 3: Timing, Pacing, Trajectory Phrasing 4: Tension, Release, and Synchronisation	

Week 7 - 31 Aug 2020

Module/Topic	Chapter	Events and Submissions/Topic
Applying Editing Principles to Drama & Documentary #3 The Picture Edit Working with Images	Cutting Rhythms: Pearlman 5: Physical, Emotional and Event Rhythm 9: Style Digital Video Editing Fundamentals: Jackson 9: The Composition of Digital Video: Timeline Editing	All students to present their draft Assessment 2 to receive feedforward and provide peer review.

Week 8 - 07 Sep 2020

Module/Topic	Chapter	Events and Submissions/Topic
Applying Editing Principles to Drama & Documentary #4 The Sound Edit Working with Sound	Digital Video Editing Fundamentals: Jackson 6: The Sound of Digital Video	Assessment 2 Due Documentary & Drama Scene Editing Due: Week 8 Monday (7 Sept 2020) 11:45 pm AEST

Week 9 - 14 Sep 2020

Module/Topic	Chapter	Events and Submissions/Topic
Module 3: Professional Editing Practice #1 Working with Colour Colour Grade, Correction & Creativity	Digital Video Editing Fundamentals: Jackson 10: The Spectrum: Color Correction of Digital Video	

Week 10 - 21 Sep 2020

Module/Topic	Chapter	Events and Submissions/Topic
Module 3: Professional Editing Practice #2 Alternative Platforms	Digital Video Editing Fundamentals: Jackson 14: Publishing Digital Video: Content Delivery Platforms	Class Screening Sessions Minor Editing Exercises to be completed
Week 11 - 28 Sep 2020		
Module/Topic	Chapter	Events and Submissions/Topic
Module 3: Professional Editing Practice #3 Exporting & Delivery	Digital Video Editing Fundamentals: Jackson 12: The Data Footprint of Digital Editing: Compression	Class Screening Sessions
Week 12 - 05 Oct 2020		
Module/Topic	Chapter	Events and Submissions/Topic
Module 3: Professional Editing Practice #4 Professional Pathways	This Guy Edits Youtube & Patreon Channel	Assessment 3 Due Editing Portfolio Due: Week 12 Monday (5 Oct 2020) 11:45 pm AEST
Review/Exam Week - 12 Oct 2020		
Module/Topic	Chapter	Events and Submissions/Topic
Exam Week - 19 Oct 2020		
Module/Topic	Chapter	Events and Submissions/Topic

Term Specific Information

Due to the global pandemic all classes for this Unit are being delivered online via zoom. If you cannot attend your designated timetabled class you can attend another class but please inform the lecturers involved prior to class. If you are experiencing hardship due to the pandemic, please discuss this with your Unit Co-ordinator as requests for extensions are more flexible at this point in time.

The Unit is organised into 3 modules, with an assessment item associated with each. Each module has a specific skill set associated with it and students are expected to work through a number of editing exercises in their own time with additional learning taking place in weekly tutorials. In addition to the tutorials, there will be a weekly lecture that introduces the tutorial content. Students will also have the opportunity to receive feedback on their work from a member of the Australian Editor's Guild.

Assessment Tasks

1 Editing Analysis Video Presentation

Assessment Type

Practical Assessment

Task Description

For Assessment 1 you are required to undertake the important first steps in developing editing skills by learning the language and conventions of editing. You will apply these skills to an analysis of an editors' work on a documentary and feature film. Your Assessment will be submitted in video format thus allowing you to follow a simple editing workflow in the creation of your assessment. You are required to select a feature film and documentary from a list provided and critically analyse the editing approach, style and specific techniques you would like to apply to your future work. As part of this Assessment you are also required to complete a Student Survey on Moodle that will help you to identify your specific learning needs for this Unit. With this information you will develop an Individual Learning Plan for the Unit.

Submission Requirements

- Presentation of draft assessment in Week 3
- Submission of an 8-10-minute (+/-10%) MP4 video on Vimeo or Google Drive
- Submit your Video URL on a PDF with your Learning Plan for this Unit

Please refer to the Unit Moodle website for more detailed information.

Assessment Due Date

Week 4 Monday (3 Aug 2020) 11:45 pm AEST

Please refer to the Unit Moodle web site for assignment submission instructions.

Return Date to Students

Week 6 Monday (24 Aug 2020)

Returned via Moodle within two weeks of submission.

Weighting

20%

Assessment Criteria

For Assessment 1 you will be assessed on the following criteria:

- Comprehensiveness of Submission
- Technical Proficiency
- Critical thinking and analysis
- Reference to Academic and Industry Sources
- Overall Cohesiveness of Completed Work

Please refer to the Unit Moodle website for more detailed information.

Referencing Style

- [Harvard \(author-date\)](#)

Submission

Online

Submission Instructions

Please refer to the Unit Moodle web site for assignment submission instructions.

Learning Outcomes Assessed

- Produce completed programs using industry-standard software

Graduate Attributes

- Communication
- Problem Solving
- Critical Thinking
- Information Literacy
- Information Technology Competence
- Ethical practice

2 Documentary & Drama Scene Editing

Assessment Type

Practical Assessment

Task Description

For Assessment 2, you are required to create both a documentary and drama scene from unedited rushes. You are required to ingest and organise the footage and apply editing skills and principles in the creation of completed scenes. Each set of footage will have a particular problem that requires solving in the edit. You will be provided with a director's brief to guide you. The completed scenes are to be exported and submitted as MP4s along with a self-evaluation of your skills and learning. You are also required to submit evidence of your file management and workflow.

Submission Requirements

- Presentation of draft assessment in Week 7
- Submission of 2 x Scenes in MP4 video format on Vimeo or Google Drive.

- A selection of project screen grabs to demonstrate file management and workflow
- You are required to submit your Video URLs on a PDF along with your self-evaluation

Please refer to the Unit Moodle website for more detailed information.

Assessment Due Date

Week 8 Monday (7 Sept 2020) 11:45 pm AEST

Please refer to the Unit Moodle web site for assignment submission instructions.

Return Date to Students

Week 10 Monday (21 Sept 2020)

Returned via Moodle within two weeks of submission.

Weighting

30%

Assessment Criteria

For Assessment 2 you will be assessed on the following criteria:

- Comprehensiveness of submission
- Technical proficiency
- Application of principles of editing
- Critical thinking, analysis & reflection
- Overall Impact of completed scenes

Please refer to the Unit Moodle website for more detailed information.

Referencing Style

- [Harvard \(author-date\)](#)

Submission

Online

Learning Outcomes Assessed

- Apply the principles of video editing and visual storytelling in the creation of edited drama and documentary programs
- Manage media files and workflow through the stages of assemble, rough cut, fine cut, colour grading, graphics, sound mix and export of finished movies

Graduate Attributes

- Communication
- Problem Solving
- Information Literacy
- Team Work
- Information Technology Competence
- Cross Cultural Competence
- Ethical practice

3 Editing Portfolio

Assessment Type

Practical Assessment

Task Description

Assessment 3 requires you to create a portfolio to showcase your skills in video editing and post-production. You will be provided with a list of minor and major editing exercises to select from to build your portfolio to the full assessment value. There will be a number of compulsory exercises supplemented with optional exercises, and your portfolio will include both major and minor examples of work. You will be required to shoot some of your own footage for some of the exercises on whatever camera or smartphone device you have access to. This assessment item is designed to allow you to develop skills in particularly areas of interest whilst ensuring you complete some essential skills development in editing and postproduction. You are required to attend screening sessions during Zoom sessions. These sessions will reflect industry practice. You are required to complete all minor exercises by Week 10. Additionally, 10% of your Portfolio includes an evaluation of your individual and group learning and engagement across the term with reference to your Unit Learning Plan.

Minor editing exercises may include but are not limited to:

- Chroma Key exercise
- Colour correction & grading exercise
- Audio mixing & Foley exercise
- 360-degree Editing exercise

Major editing exercises may include but are not limited to:

- Music Video
- Showreel
- Multi-cam edit
- Film/Documentary Trailer

Submission Requirements

- All editing exercises are to be submitted via the Portfolium platform
- Presentation of completed minor editing exercises in Week 10
- Presentation of draft major editing exercise in Week 11
- A selection of project screen grabs to demonstrate file management and workflow
- A self-evaluation of your individual and group learning, and engagement in PDF format

Please refer to the Unit Moodle website for more detailed information.

Assessment Due Date

Week 12 Monday (5 Oct 2020) 11:45 pm AEST

Please refer to the Unit Moodle web site for assignment submission instructions.

Return Date to Students

Exam Week Monday (19 Oct 2020)

Returned via Moodle within two weeks of submission.

Weighting

50%

Assessment Criteria

For Assessment 3 you will be assessed on the following criteria:

- Comprehensiveness of submission
- Technical proficiency of completed exercises
- Application of principles of editing
- Critical thinking, analysis & reflection
- Overall Impact of completed portfolio

Please refer to the Unit Moodle website for more detailed information.

Referencing Style

- [Harvard \(author-date\)](#)

Submission

Online

Learning Outcomes Assessed

- Apply the principles of video editing and visual storytelling in the creation of edited drama and documentary programs
- Produce completed programs using industry-standard software
- Manage media files and workflow through the stages of assemble, rough cut, fine cut, colour grading, graphics, sound mix and export of finished movies
- Reflect critically on one's own professional video editing and post-production practice.

Graduate Attributes

- Communication

- Problem Solving
- Critical Thinking
- Information Literacy
- Team Work
- Information Technology Competence
- Cross Cultural Competence
- Ethical practice
- Social Innovation

Academic Integrity Statement

As a CQUniversity student you are expected to act honestly in all aspects of your academic work.

Any assessable work undertaken or submitted for review or assessment must be your own work. Assessable work is any type of work you do to meet the assessment requirements in the unit, including draft work submitted for review and feedback and final work to be assessed.

When you use the ideas, words or data of others in your assessment, you must thoroughly and clearly acknowledge the source of this information by using the correct referencing style for your unit. Using others' work without proper acknowledgement may be considered a form of intellectual dishonesty.

Participating honestly, respectfully, responsibly, and fairly in your university study ensures the CQUniversity qualification you earn will be valued as a true indication of your individual academic achievement and will continue to receive the respect and recognition it deserves.

As a student, you are responsible for reading and following CQUniversity's policies, including the [Student Academic Integrity Policy and Procedure](#). This policy sets out CQUniversity's expectations of you to act with integrity, examples of academic integrity breaches to avoid, the processes used to address alleged breaches of academic integrity, and potential penalties.

What is a breach of academic integrity?

A breach of academic integrity includes but is not limited to plagiarism, self-plagiarism, collusion, cheating, contract cheating, and academic misconduct. The Student Academic Integrity Policy and Procedure defines what these terms mean and gives examples.

Why is academic integrity important?

A breach of academic integrity may result in one or more penalties, including suspension or even expulsion from the University. It can also have negative implications for student visas and future enrolment at CQUniversity or elsewhere. Students who engage in contract cheating also risk being blackmailed by contract cheating services.

Where can I get assistance?

For academic advice and guidance, the [Academic Learning Centre \(ALC\)](#) can support you in becoming confident in completing assessments with integrity and of high standard.

What can you do to act with integrity?

**Be Honest**

If your assessment task is done by someone else, it would be dishonest of you to claim it as your own

**Seek Help**

If you are not sure about how to cite or reference in essays, reports etc, then seek help from your lecturer, the library or the Academic Learning Centre (ALC)

**Produce Original Work**

Originality comes from your ability to read widely, think critically, and apply your gained knowledge to address a question or problem