



# DGTL12015 Video Editing and Post-Production

## Term 2 - 2021

Profile information current as at 16/05/2024 09:53 am

All details in this unit profile for DGTL12015 have been officially approved by CQUniversity and represent a learning partnership between the University and you (our student). The information will not be changed unless absolutely necessary and any change will be clearly indicated by an approved correction included in the profile.

## General Information

### Overview

This unit of study will teach you the common layout, tools and workflow for industry-standard video editing software. You will learn the history, methods and principles of video editing and learn how to take a project from rough footage to a finished movie. Through a series of individual editing exercises and practice assessments, you will work through the process of project management, workflow, editing audio and vision, chroma keying colour correction and grading, sound mixing, titles, credits and export. You will learn how to fix common audio and vision problems in documentary and narrative fiction and gain an understanding of professional practices and processes in post-production.

### Details

Career Level: *Undergraduate*

Unit Level: *Level 2*

Credit Points: 6

Student Contribution Band: 10

Fraction of Full-Time Student Load: 0.125

### Pre-requisites or Co-requisites

Prerequisite: MMST11009 Digital Video and Audio

Important note: Students enrolled in a subsequent unit who failed their pre-requisite unit, should drop the subsequent unit before the census date or within 10 working days of Fail grade notification. Students who do not drop the unit in this timeframe cannot later drop the unit without academic and financial liability. See details in the [Assessment Policy and Procedure \(Higher Education Coursework\)](#).

### Offerings For Term 2 - 2021

- Brisbane
- Bundaberg
- Cairns
- Mackay
- Online
- Rockhampton

### Attendance Requirements

All on-campus students are expected to attend scheduled classes – in some units, these classes are identified as a mandatory (pass/fail) component and attendance is compulsory. International students, on a student visa, must maintain a full time study load and meet both attendance and academic progress requirements in each study period (satisfactory attendance for International students is defined as maintaining at least an 80% attendance record).

### Website

[This unit has a website, within the Moodle system, which is available two weeks before the start of term. It is important that you visit your Moodle site throughout the term. Please visit Moodle for more information.](#)

## Class and Assessment Overview

### Recommended Student Time Commitment

Each 6-credit Undergraduate unit at CQUniversity requires an overall time commitment of an average of 12.5 hours of study per week, making a total of 150 hours for the unit.

### Class Timetable

#### [Regional Campuses](#)

Bundaberg, Cairns, Emerald, Gladstone, Mackay, Rockhampton, Townsville

#### [Metropolitan Campuses](#)

Adelaide, Brisbane, Melbourne, Perth, Sydney

### Assessment Overview

#### 1. **Practical Assessment**

Weighting: 20%

#### 2. **Practical Assessment**

Weighting: 30%

#### 3. **Practical Assessment**

Weighting: 50%

### Assessment Grading

This is a graded unit: your overall grade will be calculated from the marks or grades for each assessment task, based on the relative weightings shown in the table above. You must obtain an overall mark for the unit of at least 50%, or an overall grade of 'pass' in order to pass the unit. If any 'pass/fail' tasks are shown in the table above they must also be completed successfully ('pass' grade). You must also meet any minimum mark requirements specified for a particular assessment task, as detailed in the 'assessment task' section (note that in some instances, the minimum mark for a task may be greater than 50%). Consult the [University's Grades and Results Policy](#) for more details of interim results and final grades.

## CQUniversity Policies

**All University policies are available on the [CQUniversity Policy site](#).**

You may wish to view these policies:

- Grades and Results Policy
- Assessment Policy and Procedure (Higher Education Coursework)
- Review of Grade Procedure
- Student Academic Integrity Policy and Procedure
- Monitoring Academic Progress (MAP) Policy and Procedure – Domestic Students
- Monitoring Academic Progress (MAP) Policy and Procedure – International Students
- Student Refund and Credit Balance Policy and Procedure
- Student Feedback – Compliments and Complaints Policy and Procedure
- Information and Communications Technology Acceptable Use Policy and Procedure

This list is not an exhaustive list of all University policies. The full list of University policies are available on the [CQUniversity Policy site](#).

## Previous Student Feedback

### Feedback, Recommendations and Responses

Every unit is reviewed for enhancement each year. At the most recent review, the following staff and student feedback items were identified and recommendations were made.

#### Feedback from Unit Evaluation

**Feedback**

Student feedback indicated that Assessment 1 was too complex for its placement early in the Term.

**Recommendation**

Assessment 1 will be modified to decrease complexity. More basic editing skills will be substituted however the timing of the assessment will remain the same so that there is sufficient time for iteration of the later assessments.

#### Feedback from Unit Evaluation

**Feedback**

Moodle navigation could be improved.

**Recommendation**

This will be addressed as part of the CQU Renew program for T2 2021.

## Unit Learning Outcomes


















**On successful completion of this unit, you will be able to:**

1. Apply the principles of video editing and visual storytelling in the creation of edited drama and documentary programs
2. Produce completed programs using industry-standard software
3. Manage media files and workflow through the stages of assemble, rough cut, fine cut, colour grading, graphics, sound mix and export of finished movies
4. Reflect critically on one's own professional video editing and post-production practice.























## Alignment of Learning Outcomes, Assessment and Graduate Attributes

 N/A Level	 Introductory Level	 Intermediate Level	 Graduate Level	 Professional Level	 Advanced Level
---	--	--	--	--	--

### Alignment of Assessment Tasks to Learning Outcomes

Assessment Tasks	Learning Outcomes			
	1	2	3	4
1 - Communication				
2 - Problem Solving				
3 - Critical Thinking				
4 - Information Literacy				
5 - Team Work				
6 - Information Technology Competence				
7 - Cross Cultural Competence				
8 - Ethical practice				
9 - Social Innovation				
10 - Aboriginal and Torres Strait Islander Cultures				

### Alignment of Assessment Tasks to Graduate Attributes

Assessment Tasks	Graduate Attributes									
	1	2	3	4	5	6	7	8	9	10
1 - Practical Assessment - 20%										
2 - Practical Assessment - 30%										
3 - Practical Assessment - 50%										

## Textbooks and Resources

### Textbooks

**There are no required textbooks.**

#### Additional Textbook Information

All texts for this Unit will be available online via the eReading List

### IT Resources

**You will need access to the following IT resources:**

- CQUniversity Student Email
- Internet
- Unit Website (Moodle)
- Adobe Premiere Pro (Adobe Creative Cloud student subscription recommended)
- Digital camera (cameras built into mobile phones are suitable)
- Adobe Encoder (Adobe Creative Cloud student subscription recommended)

## Referencing Style

All submissions for this unit must use the referencing style: [Harvard \(author-date\)](#)

For further information, see the Assessment Tasks.

## Teaching Contacts

**Jan Cattoni** Unit Coordinator  
[j.cattoni@cqu.edu.au](mailto:j.cattoni@cqu.edu.au)

## Schedule

### Week 1 - 12 Jul 2021

Module/Topic	Chapter	Events and Submissions/Topic
Introduction to Unit Postproduction Workflow	Week 1 Study Guide	

### Week 2 - 19 Jul 2021

Module/Topic	Chapter	Events and Submissions/Topic
Principles of Editing 1 Project Management	Week 2 Study Guide	

### Week 3 - 26 Jul 2021

Module/Topic	Chapter	Events and Submissions/Topic
Principles of Editing 2 Editing Theory	Week 3 Study Guide	

### Week 4 - 02 Aug 2021

Module/Topic	Chapter	Events and Submissions/Topic
Principles of Editing 3 Creative Dimensions of Editing	Week 4 Study Guide	<b>Editing Exercise</b> Due: Week 4 Monday (2 Aug 2021) 11:45 pm AEST

### Week 5 - 09 Aug 2021

Module/Topic	Chapter	Events and Submissions/Topic
--------------	---------	------------------------------

Applying Editing Principles to Drama & Documentary 1  
Documentary Editing

Week 5 Study Guide

#### Vacation Week - 16 Aug 2021

Module/Topic	Chapter	Events and Submissions/Topic
NO CLASSES THIS WEEK		

#### Week 6 - 23 Aug 2021

Module/Topic	Chapter	Events and Submissions/Topic
Applying Editing Principles to Drama & Documentary 2 Drama Editing	Week 6 Study Guide	

#### Week 7 - 30 Aug 2021

Module/Topic	Chapter	Events and Submissions/Topic
Applying Editing Principles to Drama & Documentary 3 Roughcut Screening & Feedback	Week 7 Study Guide	

#### Week 8 - 06 Sep 2021

Module/Topic	Chapter	Events and Submissions/Topic
Advanced Editing Techniques 1 Working with Speed and Channels	Week 8 Study Guide	<b>Editing of Documentary and Drama Scenes</b> Due: Week 8 Monday (6 Sept 2021) 11:45 pm AEST

#### Week 9 - 13 Sep 2021

Module/Topic	Chapter	Events and Submissions/Topic
Advanced Editing Techniques 2 Postproduction Audio	Week 9 Study Guide	

#### Week 10 - 20 Sep 2021

Module/Topic	Chapter	Events and Submissions/Topic
Advanced Editing Techniques 3 Working with Colour	Week 10 Study Guide	

#### Week 11 - 27 Sep 2021

Module/Topic	Chapter	Events and Submissions/Topic
Professional Practice 1 From Rough Cut to Fine Cut	Rough Cut viewings	

#### Week 12 - 04 Oct 2021

Module/Topic	Chapter	Events and Submissions/Topic
Professional Editing Practice 2 Delivery Platforms Professional Pathways	Week 12 Study Guide	

#### Review/Exam Week - 11 Oct 2021

Module/Topic	Chapter	Events and Submissions/Topic
		<b>Editing Portfolio</b> Due: Review/Exam Week Monday (11 Oct 2021) 11:45 pm AEST

#### Exam Week - 18 Oct 2021

Module/Topic	Chapter	Events and Submissions/Topic

## Term Specific Information

A Weekly Study Guide forms part of the Unit content. These Guides include readings, viewings, and activities to provide scaffolding for students to develop the necessary skills to complete assessments. The assessments all relate to industry-standard practices in video editing and postproduction.

It is an expectation that students will attend tutorials in order to view each other's work, problem solve and engage in a dialogue around editing practices. Independent and collaborative learning are valued in this Unit.

## Assessment Tasks

### 1 Editing Exercise

#### Assessment Type

Practical Assessment

#### Task Description

This assignment requires you to edit a selection of footage (provided) into a cohesive standalone movie that satisfies the supplied brief and adheres to the principles of continuity editing. The edited movie should be created with Adobe Premiere Pro, and the project should match the technical specifications outlined. The finished movie should demonstrate a number of editing techniques. You are also required to write a report outlining your choices (with references) and undertake a self-assessment. Please refer to the unit website for the assignment details.

#### Assessment Due Date

Week 4 Monday (2 Aug 2021) 11:45 pm AEST

#### Return Date to Students

Week 4 Monday (2 Aug 2021)

2 weeks after submission

#### Weighting

20%

#### Assessment Criteria

- Comprehensiveness of submission
- Technical proficiency
- Reference to academic and industry sources
- Cohesiveness and viewer engagement of completed work
- Critical thinking and analysis

#### Referencing Style

- [Harvard \(author-date\)](#)

#### Submission

Online

#### Submission Instructions

Please refer to the Unit Moodle web site for assignment submission instructions.

#### Learning Outcomes Assessed

- Produce completed programs using industry-standard software

#### Graduate Attributes

- Communication
- Problem Solving
- Critical Thinking
- Information Literacy
- Information Technology Competence
- Ethical practice

### 2 Editing of Documentary and Drama Scenes

**Assessment Type**

Practical Assessment

**Task Description**

This assessment requires you to edit a documentary and drama scene from unedited rushes. A director's brief will be provided, and each set of rushes will have a particular problem that requires solving in the edit. The edited scenes should be created with Adobe Premiere Pro, and the project should match the technical specifications outlined. Creativity is encouraged. You are also required to submit evidence of your file management and workflow, submit a report outlining your choices and complete a self-assessment. Please refer to the unit website for the assignment details.

**Assessment Due Date**

Week 8 Monday (6 Sept 2021) 11:45 pm AEST

Please refer to the Unit Moodle web site for assignment submission instructions.

**Return Date to Students**

Week 8 Monday (6 Sept 2021)

2 weeks after submission

**Weighting**

30%

**Assessment Criteria**

- Comprehensiveness of submission
- Technical proficiency
- Critical thinking and analysis
- Distinctive choices evident in completed work
- The overall impact of completed work
- Reference to academic and industry sources

**Referencing Style**

- [Harvard \(author-date\)](#)

**Submission**

Online

**Submission Instructions**

Please refer to the Unit Moodle web site for assignment submission instructions.

**Learning Outcomes Assessed**

- Apply the principles of video editing and visual storytelling in the creation of edited drama and documentary programs
- Manage media files and workflow through the stages of assemble, rough cut, fine cut, colour grading, graphics, sound mix and export of finished movies

**Graduate Attributes**

- Communication
- Problem Solving
- Information Literacy
- Team Work
- Information Technology Competence
- Cross Cultural Competence
- Ethical practice

## 3 Editing Portfolio

**Assessment Type**

Practical Assessment

**Task Description**

For this assessment, you are required to create a portfolio to showcase your skills in video editing and post-production. You will be provided with a list of minor and major editing exercises to build your portfolio. The minor exercises include but are not limited to chromakey, sound mixing, and colour grading. The major exercise requires you to edit a showreel of your own work. The portfolio should be created with Adobe Premiere Pro, and the project should match the technical specifications outlined. You are also required to write a reflective statement and complete a self and peer assessment. Additionally, 10% of your grade comes from the successful completion of 10 quizzes across the term. Please refer to the



unit website for the assignment details.

**Assessment Due Date**

Review/Exam Week Monday (11 Oct 2021) 11:45 pm AEST

**Return Date to Students**

Review/Exam Week Monday (11 Oct 2021)

2 weeks after submission

**Weighting**

50%

**Assessment Criteria**

- Comprehensiveness of submission
- Technical proficiency
- Application of principles of editing
- Distinctive choices in completed work
- Critical thinking, analysis & reflection
- Overall Impact of the portfolio

**Referencing Style**

- [Harvard \(author-date\)](#)

**Submission**

Online

**Submission Instructions**

Please refer to the Unit Moodle web site for assignment submission instructions.

**Learning Outcomes Assessed**

- Apply the principles of video editing and visual storytelling in the creation of edited drama and documentary programs
- Produce completed programs using industry-standard software
- Manage media files and workflow through the stages of assemble, rough cut, fine cut, colour grading, graphics, sound mix and export of finished movies
- Reflect critically on one's own professional video editing and post-production practice.

**Graduate Attributes**

- Communication
- Problem Solving
- Critical Thinking
- Information Literacy
- Team Work
- Information Technology Competence
- Cross Cultural Competence
- Ethical practice
- Social Innovation

## Academic Integrity Statement

As a CQUniversity student you are expected to act honestly in all aspects of your academic work.

Any assessable work undertaken or submitted for review or assessment must be your own work. Assessable work is any type of work you do to meet the assessment requirements in the unit, including draft work submitted for review and feedback and final work to be assessed.

When you use the ideas, words or data of others in your assessment, you must thoroughly and clearly acknowledge the source of this information by using the correct referencing style for your unit. Using others' work without proper acknowledgement may be considered a form of intellectual dishonesty.

Participating honestly, respectfully, responsibly, and fairly in your university study ensures the CQUniversity qualification you earn will be valued as a true indication of your individual academic achievement and will continue to receive the respect and recognition it deserves.

As a student, you are responsible for reading and following CQUniversity's policies, including the [Student Academic Integrity Policy and Procedure](#). This policy sets out CQUniversity's expectations of you to act with integrity, examples of academic integrity breaches to avoid, the processes used to address alleged breaches of academic integrity, and potential penalties.

### What is a breach of academic integrity?

A breach of academic integrity includes but is not limited to plagiarism, self-plagiarism, collusion, cheating, contract cheating, and academic misconduct. The Student Academic Integrity Policy and Procedure defines what these terms mean and gives examples.

### Why is academic integrity important?

A breach of academic integrity may result in one or more penalties, including suspension or even expulsion from the University. It can also have negative implications for student visas and future enrolment at CQUniversity or elsewhere. Students who engage in contract cheating also risk being blackmailed by contract cheating services.

### Where can I get assistance?

For academic advice and guidance, the [Academic Learning Centre \(ALC\)](#) can support you in becoming confident in completing assessments with integrity and of high standard.

### What can you do to act with integrity?



#### Be Honest

If your assessment task is done by someone else, it would be dishonest of you to claim it as your own



#### Seek Help

If you are not sure about how to cite or reference in essays, reports etc, then seek help from your lecturer, the library or the Academic Learning Centre (ALC)



#### Produce Original Work

Originality comes from your ability to read widely, think critically, and apply your gained knowledge to address a question or problem