

## In Progress

Please note that this Unit Profile is still in progress. The content below is subject to change.



# DGTL12015 Video Editing and Post-Production

## Term 2 - 2024

Profile information current as at 14/05/2024 10:57 am

All details in this unit profile for DGTL12015 have been officially approved by CQUniversity and represent a learning partnership between the University and you (our student). The information will not be changed unless absolutely necessary and any change will be clearly indicated by an approved correction included in the profile.

## General Information

### Overview

This unit of study will teach you the common layout, tools and workflow for industry-standard video editing software. You will learn the history, methods and principles of video editing and learn how to take a project from rough footage to a finished movie. Through a series of individual editing exercises and practice assessments, you will work through the process of project management, workflow, editing audio and vision, chroma keying colour correction and grading, sound mixing, titles, credits and export. You will learn how to fix common audio and vision problems in documentary and narrative fiction and gain an understanding of professional practices and processes in post-production.

### Details

Career Level: *Undergraduate*

Unit Level: *Level 2*

Credit Points: 6

Student Contribution Band: 10

Fraction of Full-Time Student Load: 0.125

### Pre-requisites or Co-requisites

Prerequisite: MMST11009 Digital Video and Audio

Important note: Students enrolled in a subsequent unit who failed their pre-requisite unit, should drop the subsequent unit before the census date or within 10 working days of Fail grade notification. Students who do not drop the unit in this timeframe cannot later drop the unit without academic and financial liability. See details in the [Assessment Policy and Procedure \(Higher Education Coursework\)](#).

### Offerings For Term 2 - 2024

- Brisbane
- Bundaberg
- Cairns
- Mackay
- Online
- Rockhampton

### Attendance Requirements

All on-campus students are expected to attend scheduled classes – in some units, these classes are identified as a mandatory (pass/fail) component and attendance is compulsory. International students, on a student visa, must maintain a full time study load and meet both attendance and academic progress requirements in each study period (satisfactory attendance for International students is defined as maintaining at least an 80% attendance record).

### Website

[This unit has a website, within the Moodle system, which is available two weeks before the start of term. It is important that you visit your Moodle site throughout the term. Please visit Moodle for more information.](#)

## Class and Assessment Overview

### Recommended Student Time Commitment

Each 6-credit Undergraduate unit at CQUniversity requires an overall time commitment of an average of 12.5 hours of study per week, making a total of 150 hours for the unit.

### Class Timetable

#### [Regional Campuses](#)

Bundaberg, Cairns, Emerald, Gladstone, Mackay, Rockhampton, Townsville

#### [Metropolitan Campuses](#)

Adelaide, Brisbane, Melbourne, Perth, Sydney

### Assessment Overview

#### Assessment Grading

This is a graded unit: your overall grade will be calculated from the marks or grades for each assessment task, based on the relative weightings shown in the table above. You must obtain an overall mark for the unit of at least 50%, or an overall grade of 'pass' in order to pass the unit. If any 'pass/fail' tasks are shown in the table above they must also be completed successfully ('pass' grade). You must also meet any minimum mark requirements specified for a particular assessment task, as detailed in the 'assessment task' section (note that in some instances, the minimum mark for a task may be greater than 50%). Consult the [University's Grades and Results Policy](#) for more details of interim results and final grades.

## CQUniversity Policies

**All University policies are available on the [CQUniversity Policy site](#).**

You may wish to view these policies:

- Grades and Results Policy
- Assessment Policy and Procedure (Higher Education Coursework)
- Review of Grade Procedure
- Student Academic Integrity Policy and Procedure
- Monitoring Academic Progress (MAP) Policy and Procedure – Domestic Students
- Monitoring Academic Progress (MAP) Policy and Procedure – International Students
- Student Refund and Credit Balance Policy and Procedure
- Student Feedback – Compliments and Complaints Policy and Procedure
- Information and Communications Technology Acceptable Use Policy and Procedure

This list is not an exhaustive list of all University policies. The full list of University policies are available on the [CQUniversity Policy site](#).

## Previous Student Feedback

### Feedback, Recommendations and Responses

Every unit is reviewed for enhancement each year. At the most recent review, the following staff and student feedback items were identified and recommendations were made.

#### Feedback from SUTE (Student and Teacher Evaluation) Unit Comments

**Feedback**

Slightly overwhelming amount of work.

**Recommendation**

The unit content will be reviewed for 2024 with a view to streamline assessment, activities and resources.

#### Feedback from SUTE Unit Comments

**Feedback**

Place the recorded tutorials on Moodle instead of Microsoft Teams

**Recommendation**

The Microsoft Teams automatic recording of tutorials was trialed during 2023. In 2024, the recordings will be stored on Moodle as has previously been the practice.

## Unit Learning Outcomes


















**On successful completion of this unit, you will be able to:**

1. Apply the principles of video editing and visual storytelling in the creation of edited drama and documentary programs
2. Produce completed programs using industry-standard software
3. Manage media files and workflow through the stages of assemble, rough cut, fine cut, colour grading, graphics, sound mix and export of finished movies
4. Reflect critically on one's own professional video editing and post-production practice.























## Alignment of Learning Outcomes, Assessment and Graduate Attributes

 N/A Level	 Introductory Level	 Intermediate Level	 Graduate Level	 Professional Level	 Advanced Level
---	--	--	--	--	--

### Alignment of Assessment Tasks to Learning Outcomes

Assessment Tasks	Learning Outcomes			
	1	2	3	4
1 - Communication				
2 - Problem Solving				
3 - Critical Thinking				
4 - Information Literacy				
5 - Team Work				
6 - Information Technology Competence				
7 - Cross Cultural Competence				
8 - Ethical practice				
9 - Social Innovation				
10 - Aboriginal and Torres Strait Islander Cultures				

### Alignment of Assessment Tasks to Graduate Attributes

Assessment Tasks	Graduate Attributes									
	1	2	3	4	5	6	7	8	9	10
1 - Practical Assessment - 20%										
2 - Practical Assessment - 30%										
3 - Practical Assessment - 50%										

## Textbooks and Resources

Information for Textbooks and Resources has not been released yet.

This information will be available on Monday 17 June 2024

## Academic Integrity Statement

Information for Academic Integrity Statement has not been released yet.

This unit profile has not yet been finalised.