



# EDSE12027 *Industrial Design Processes*

## Term 1 - 2020

Profile information current as at 11/05/2024 07:17 am

All details in this unit profile for EDSE12027 have been officially approved by CQUniversity and represent a learning partnership between the University and you (our student). The information will not be changed unless absolutely necessary and any change will be clearly indicated by an approved correction included in the profile.

## General Information

### Overview

This unit focuses on the development of the requisite skills for cabinet making. Through practical workshops, you will apply the knowledge and skills of cabinet making necessary to teach Industrial Technology and Design in the senior years of schooling (10 - 12). You will design, develop, create, adapt and evaluate projects utilising critical aspects of knowledge of the industrial design processes for cabinet making.

### Details

Career Level: *Undergraduate*

Unit Level: *Level 2*

Credit Points: 6

Student Contribution Band: 8

Fraction of Full-Time Student Load: 0.125

### Pre-requisites or Co-requisites

There are no requisites for this unit.

Important note: Students enrolled in a subsequent unit who failed their pre-requisite unit, should drop the subsequent unit before the census date or within 10 working days of Fail grade notification. Students who do not drop the unit in this timeframe cannot later drop the unit without academic and financial liability. See details in the [Assessment Policy and Procedure \(Higher Education Coursework\)](#).

### Offerings For Term 1 - 2020

- Mixed Mode

### Attendance Requirements

All on-campus students are expected to attend scheduled classes - in some units, these classes are identified as a mandatory (pass/fail) component and attendance is compulsory. International students, on a student visa, must maintain a full time study load and meet both attendance and academic progress requirements in each study period (satisfactory attendance for International students is defined as maintaining at least an 80% attendance record).

### Residential Schools

This unit has a Compulsory Residential School for distance mode students and the details are:

Click here to see your [Residential School Timetable](#).

### Website

[This unit has a website, within the Moodle system, which is available two weeks before the start of term. It is important that you visit your Moodle site throughout the term. Please visit Moodle for more information.](#)

## Class and Assessment Overview

### Recommended Student Time Commitment

Each 6-credit Undergraduate unit at CQUniversity requires an overall time commitment of an average of 12.5 hours of study per week, making a total of 150 hours for the unit.

### Class Timetable

#### [Regional Campuses](#)

Bundaberg, Cairns, Emerald, Gladstone, Mackay, Rockhampton, Townsville

#### [Metropolitan Campuses](#)

Adelaide, Brisbane, Melbourne, Perth, Sydney

### Assessment Overview

#### 1. **Online Quiz(zes)**

Weighting: 20%

#### 2. **Written Assessment**

Weighting: 30%

#### 3. **Practical Assessment**

Weighting: 50%

### Assessment Grading

This is a graded unit: your overall grade will be calculated from the marks or grades for each assessment task, based on the relative weightings shown in the table above. You must obtain an overall mark for the unit of at least 50%, or an overall grade of 'pass' in order to pass the unit. If any 'pass/fail' tasks are shown in the table above they must also be completed successfully ('pass' grade). You must also meet any minimum mark requirements specified for a particular assessment task, as detailed in the 'assessment task' section (note that in some instances, the minimum mark for a task may be greater than 50%). Consult the [University's Grades and Results Policy](#) for more details of interim results and final grades.

## CQUniversity Policies

**All University policies are available on the [CQUniversity Policy site](#).**

You may wish to view these policies:

- Grades and Results Policy
- Assessment Policy and Procedure (Higher Education Coursework)
- Review of Grade Procedure
- Student Academic Integrity Policy and Procedure
- Monitoring Academic Progress (MAP) Policy and Procedure – Domestic Students
- Monitoring Academic Progress (MAP) Policy and Procedure – International Students
- Student Refund and Credit Balance Policy and Procedure
- Student Feedback – Compliments and Complaints Policy and Procedure
- Information and Communications Technology Acceptable Use Policy and Procedure

This list is not an exhaustive list of all University policies. The full list of University policies are available on the [CQUniversity Policy site](#).

## Previous Student Feedback

### Feedback, Recommendations and Responses

Every unit is reviewed for enhancement each year. At the most recent review, the following staff and student feedback items were identified and recommendations were made.

#### Feedback from Student Survey

**Feedback**

The support given to students and plenty of resources.

**Recommendation**

Continue to provide support and resources to students.

## Unit Learning Outcomes


































































**On successful completion of this unit, you will be able to:**

1. Demonstrate knowledge and understanding of cabinetmaking and furnishing industry practices
2. Plan and develop a series of design based activities for construction
3. Understand the use, development and impact of design concepts through the construction of a series of design based activities
4. Apply appropriate problem solving procedures to enact the construction of a designed product
5. Investigate how to plan, sequence, implement and assess design application processes used in the production of projects incorporated in the senior year's of industrial technology and design teaching area
6. Recognise and apply basic skills sequences and procedures using design processes required for teaching cabinet making technologies
7. Critically evaluate specific applications of tools and equipment used in the manufacture of products for cabinet making
8. Apply appropriate workplace health and safety and maintenance practices when engaging in design and manufacturing activities
9. Communicate and work professionally in peer learning teams.



















## Alignment of Learning Outcomes, Assessment and Graduate Attributes

 N/A Level	 Introductory Level	 Intermediate Level	 Graduate Level	 Professional Level	 Advanced Level
---	--	--	--	--	--

### Alignment of Assessment Tasks to Learning Outcomes

Assessment Tasks	Learning Outcomes												
	1	2	3	4			5			6	7	8	9
1 - Communication													
2 - Problem Solving													
3 - Critical Thinking													
4 - Information Literacy													
5 - Team Work													
6 - Information Technology Competence													
7 - Cross Cultural Competence													
8 - Ethical practice													
9 - Social Innovation													
10 - Aboriginal and Torres Strait Islander Cultures													

### Alignment of Assessment Tasks to Graduate Attributes

Assessment Tasks	Graduate Attributes									
	1	2	3	4	5	6	7	8	9	10
1 - Online Quiz(zes) - 20%										
2 - Written Assessment - 30%										
3 - Practical Assessment - 50%										

## Textbooks and Resources

### Textbooks

EDSE12027

#### Prescribed

##### **Furnishing: An Industry Study**

Edition: 5th (2009)

Authors: Baker, S & Schlyder, D

PCS Publications

Toowoomba, Queensland, Australia

ISBN: 978-1-876135-64-5

Binding: Paperback

#### **Additional Textbook Information**

Copies can be purchased from the CQUni Bookshop here: <http://bookshop.cqu.edu.au> (search on the Unit code)

If unable, students can purchase Textbook here <http://peridis.com.au/shop/furnishing-an-industry-study-5th-ed/>

[View textbooks at the CQUniversity Bookshop](#)

### IT Resources

**You will need access to the following IT resources:**

- CQUniversity Student Email
- Internet
- Unit Website (Moodle)

## Referencing Style

All submissions for this unit must use the referencing style: [American Psychological Association 6th Edition \(APA 6th edition\)](#)

For further information, see the Assessment Tasks.

## Teaching Contacts

**Brad Connolly** Unit Coordinator

[b.connolly@cqu.edu.au](mailto:b.connolly@cqu.edu.au)

## Schedule

### Week 1 - 09 Mar 2020

Module/Topic	Chapter	Events and Submissions/Topic
Early development of the furnishing industry in Australia and the structure of Australia's Furnishing Industry	Reading: Furnishing: An Industry Study pp.1-12	Quiz 1

### Week 2 - 16 Mar 2020

Module/Topic	Chapter	Events and Submissions/Topic
Safe Working policies & practices in the Furnishing Industry.	Readings: Furnishing: An Industry Study pp.29-63	Quiz 2

### Week 3 - 23 Mar 2020

Module/Topic	Chapter	Events and Submissions/Topic
Safe Identifying hand tools and hand tool safety.	Readings: Furnishing: An Industry Study pp.76-89	Quiz 3

**Week 4 - 30 Mar 2020**

Module/Topic	Chapter	Events and Submissions/Topic
Portable power tools.	Readings: Furnishing: An Industry Study pp.90-112	Quiz 4

**Week 5 - 06 Apr 2020**

Module/Topic	Chapter	Events and Submissions/Topic
Basic woodworking machines.	Readings: Furnishing: An Industry Study pp.113-140	Quiz 5

**Vacation Week - 13 Apr 2020**

Module/Topic	Chapter	Events and Submissions/Topic
Enjoy your break.		Quiz

**Week 6 - 20 Apr 2020**

Module/Topic	Chapter	Events and Submissions/Topic
Materials. (timber, wood products, adhesives, hardware items, glass, plastics and surface finishes).	Readings: Furnishing: An Industry Study pp.141-185	Quiz 6

**Week 7 - 27 Apr 2020**

Module/Topic	Chapter	Events and Submissions/Topic
Different ways timber can be join using a range of joints and how to construct the joints.	Readings: Furnishing: An Industry Study pp.171-185	Quiz 7

**Week 8 - 04 May 2020**

Module/Topic	Chapter	Events and Submissions/Topic
Surface preparation, identifying and rectifying defects, selecting and applying stoppings and selecting suitable abrasive paper and using correct sanding methods.	Readings: Furnishing: An Industry Study pp.76-89	Quiz 8

**Week 9 - 11 May 2020**

Module/Topic	Chapter	Events and Submissions/Topic
Revision Part A.	Revisit past readings:Furnishing: An Industry Study.	Quiz 9

**Week 10 - 18 May 2020**

Module/Topic	Chapter	Events and Submissions/Topic
Revision Part B.	Revisit past readings:Furnishing: An Industry Study.	Quiz 10

**Week 11 - 25 May 2020**

Module/Topic	Chapter	Events and Submissions/Topic
Review readings and complete Written Assignment.		

**Week 12 - 01 Jun 2020**

Module/Topic	Chapter	Events and Submissions/Topic
Assessment 1: Quizzes due: 07/06/2020 Assessment 2 due: Written Assessment 05/06/2020		<b>Assessment 2: Written Assignment</b> Due: Week 12 Friday (5 June 2020) 5:00 pm AEST

**Review/Exam Week - 08 Jun 2020**

Module/Topic	Chapter	Events and Submissions/Topic
--------------	---------	------------------------------

1st Compulsory Residential School 29/06/2020 to 1/07/2020, 2nd Residential School 2/07/20 to 4/07/20 at CQU Canning Street Campus, Building E, Room 1.09 The Joinery Room, 8.00am - 5.00pm

The central aim of this course is to provide an understanding of design principles and their application towards problem solving pedagogy in a technology context, whether that be in a theory classroom or workshop. Students can download the Student Workbook.

*Take note: EDSE13002 Res Schools are held at same time, if enrolled in both EDSE12027 & EDSE13002 make sure you select different Res Schools dates.*

#### Exam Week - 15 Jun 2020

Module/Topic

Chapter

Events and Submissions/Topic

## Assessment Tasks

### 1 Assessment Task 1: Quizzes

#### Assessment Type

Online Quiz(zes)

#### Task Description

20% total marks Quizzes will be based on weekly readings from the assigned text book. Quizzes will be available on the Moodle website and will remain open until the end of Week 12. Students will be allowed a maximum of 1 hour and two attempts to complete each quiz. The highest scoring attempt will be used for grading. Please note that results from all 10 quizzes contribute to the overall mark of 20%

#### Number of Quizzes

#### Frequency of Quizzes

#### Assessment Due Date

23.59pm 07/06/20

#### Return Date to Students

Review/Exam Week

#### Weighting

20%

#### Minimum mark or grade

50% of Quizzes grade

#### Assessment Criteria

Students are assessed on the following criteria:

- Knowledge and understanding and application of workshop processes
- Ability to work independently with limited assistance

#### Referencing Style

- [American Psychological Association 6th Edition \(APA 6th edition\)](#)

#### Submission

Online

#### Learning Outcomes Assessed

- Demonstrate knowledge and understanding of cabinetmaking and furnishing industry practices

## Graduate Attributes

- Communication
- Problem Solving
- Ethical practice

## 2 Assessment 2: Written Assignment

### Assessment Type

Written Assessment

### Task Description

Students are required to develop a Unit Plan and Project suitable for either a Year 11 or Year 12 Furnishing class. The assignment will consist of a Unit Plan that has a: Rationale for the Project, what Year Level the Project is targeting, an accurate Dimensioned Working Drawing of the Project, a Detailed Work Procedure, Lesson Plans for the duration of the Project and a Criteria Sheet. An example of a suitable unit plans has been made available under the Resources Tab on the Moodle Website.

WORD COUNT for written assignments:

The word count is considered from the first word of the introduction to the last word of the conclusion. It excludes the cover page, abstract, contents page, reference page and appendices. It includes in-text references and direct quotations.

### Assessment Due Date

Week 12 Friday (5 June 2020) 5:00 pm AEST

### Return Date to Students

Review/Exam Week Monday (8 June 2020)

### Weighting

30%

### Minimum mark or grade

50% of Written Assignment grade

### Assessment Criteria

Students are assessed on the following criteria:

- Ability to present graphical information
- Ability to express and develop an idea
- Ability to present work effectively

### Referencing Style

- [American Psychological Association 6th Edition \(APA 6th edition\)](#)

### Submission

Online

### Learning Outcomes Assessed

- Plan and develop a series of design based activities for construction
- Understand the use, development and impact of design concepts through the construction of a series of design based activities
- Apply appropriate problem solving procedures to enact the construction of a designed product
- Investigate how to plan, sequence, implement and assess design application processes used in the production of projects incorporated in the senior year's of industrial technology and design teaching area
- Recognise and apply basic skills sequences and procedures using design processes required for teaching cabinet making technologies
- Critically evaluate specific applications of tools and equipment used in the manufacture of products for cabinet making
- Apply appropriate workplace health and safety and maintenance practices when engaging in design and manufacturing activities

## Graduate Attributes

- Communication
- Problem Solving
- Critical Thinking
- Information Literacy



- Information Technology Competence
- Cross Cultural Competence
- Ethical practice

### 3 Assessment Task 3: Compulsory Residential School

#### Assessment Type

Practical Assessment

#### Task Description

Practical Assessment: Compulsory Residential School introduces students to learning experiences and projects which target Engineering. Students will be using hand tools, machinery and equipment. Residential School gives students the opportunity to develop their hand skills, knowledge & understanding of workshop procedures and processes. Students will be assessed on the quality and presentation of their projects, in addition to their knowledge and understanding and application of workshop processes, and their ability to work independently with limited assistance.

#### Assessment Due Date

There will be 2 Compulsory Residential Schools 1st from the 29/06/2020 to 01/07/2020, and the 2nd from the 02/07/2020 to 04/07/2020. Each Res School has a number limit, please select a Res School quickly to avoid missing out on the Res School you wish to attend.

#### Return Date to Students

Results to be returned by end Compulsory Residential School

#### Weighting

50%

#### Minimum mark or grade

50% of Compulsory Residential School grade

#### Assessment Criteria

Students will be assessed over the Res School in relation to the following:

- Practical expertise
- Quality and presentation of their projects
- Knowledge and understanding and application of workshop processes
- Ability to work independently with limited assistance

#### Referencing Style

- [American Psychological Association 6th Edition \(APA 6th edition\)](#)

#### Submission

Offline

#### Learning Outcomes Assessed

- Plan and develop a series of design based activities for construction
- Understand the use, development and impact of design concepts through the construction of a series of design based activities
- Apply appropriate problem solving procedures to enact the construction of a designed product
- Investigate how to plan, sequence, implement and assess design application processes used in the production of projects incorporated in the senior year's of industrial technology and design teaching area
- Recognise and apply basic skills sequences and procedures using design processes required for teaching cabinet making technologies
- Critically evaluate specific applications of tools and equipment used in the manufacture of products for cabinet making
- Apply appropriate workplace health and safety and maintenance practices when engaging in design and manufacturing activities
- Communicate and work professionally in peer learning teams.

#### Graduate Attributes

- Communication
- Problem Solving
- Critical Thinking

- Information Literacy
- Team Work
- Information Technology Competence
- Cross Cultural Competence
- Ethical practice

## Academic Integrity Statement

As a CQUniversity student you are expected to act honestly in all aspects of your academic work.

Any assessable work undertaken or submitted for review or assessment must be your own work. Assessable work is any type of work you do to meet the assessment requirements in the unit, including draft work submitted for review and feedback and final work to be assessed.

When you use the ideas, words or data of others in your assessment, you must thoroughly and clearly acknowledge the source of this information by using the correct referencing style for your unit. Using others' work without proper acknowledgement may be considered a form of intellectual dishonesty.

Participating honestly, respectfully, responsibly, and fairly in your university study ensures the CQUniversity qualification you earn will be valued as a true indication of your individual academic achievement and will continue to receive the respect and recognition it deserves.

As a student, you are responsible for reading and following CQUniversity's policies, including the [Student Academic Integrity Policy and Procedure](#). This policy sets out CQUniversity's expectations of you to act with integrity, examples of academic integrity breaches to avoid, the processes used to address alleged breaches of academic integrity, and potential penalties.

### **What is a breach of academic integrity?**

A breach of academic integrity includes but is not limited to plagiarism, self-plagiarism, collusion, cheating, contract cheating, and academic misconduct. The Student Academic Integrity Policy and Procedure defines what these terms mean and gives examples.

### **Why is academic integrity important?**

A breach of academic integrity may result in one or more penalties, including suspension or even expulsion from the University. It can also have negative implications for student visas and future enrolment at CQUniversity or elsewhere. Students who engage in contract cheating also risk being blackmailed by contract cheating services.

### **Where can I get assistance?**

For academic advice and guidance, the [Academic Learning Centre \(ALC\)](#) can support you in becoming confident in completing assessments with integrity and of high standard.

### **What can you do to act with integrity?**

**Be Honest**

If your assessment task is done by someone else, it would be dishonest of you to claim it as your own

**Seek Help**

If you are not sure about how to cite or reference in essays, reports etc, then seek help from your lecturer, the library or the Academic Learning Centre (ALC)

**Produce Original Work**

Originality comes from your ability to read widely, think critically, and apply your gained knowledge to address a question or problem