



EDSE12027 *Industrial Design Processes*

Term 1 - 2022

Profile information current as at 05/05/2024 07:28 am

All details in this unit profile for EDSE12027 have been officially approved by CQUniversity and represent a learning partnership between the University and you (our student). The information will not be changed unless absolutely necessary and any change will be clearly indicated by an approved correction included in the profile.

General Information

Overview

This unit focuses on the development of the requisite skills for cabinet making. Through practical workshops, you will apply the knowledge and skills of cabinet making necessary to teach Industrial Technology and Design in the senior years of schooling (10 - 12). You will design, develop, create, adapt and evaluate projects utilising critical aspects of knowledge of the industrial design processes for cabinet making.

Details

Career Level: *Undergraduate*

Unit Level: *Level 2*

Credit Points: 6

Student Contribution Band: 8

Fraction of Full-Time Student Load: 0.125

Pre-requisites or Co-requisites

There are no requisites for this unit.

Important note: Students enrolled in a subsequent unit who failed their pre-requisite unit, should drop the subsequent unit before the census date or within 10 working days of Fail grade notification. Students who do not drop the unit in this timeframe cannot later drop the unit without academic and financial liability. See details in the [Assessment Policy and Procedure \(Higher Education Coursework\)](#).

Offerings For Term 1 - 2022

- Mixed Mode

Attendance Requirements

All on-campus students are expected to attend scheduled classes - in some units, these classes are identified as a mandatory (pass/fail) component and attendance is compulsory. International students, on a student visa, must maintain a full time study load and meet both attendance and academic progress requirements in each study period (satisfactory attendance for International students is defined as maintaining at least an 80% attendance record).

Residential Schools

This unit has a Compulsory Residential School for distance mode students and the details are:

Click here to see your [Residential School Timetable](#).

Website

[This unit has a website, within the Moodle system, which is available two weeks before the start of term. It is important that you visit your Moodle site throughout the term. Please visit Moodle for more information.](#)

Class and Assessment Overview

Recommended Student Time Commitment

Each 6-credit Undergraduate unit at CQUniversity requires an overall time commitment of an average of 12.5 hours of study per week, making a total of 150 hours for the unit.

Class Timetable

[Regional Campuses](#)

Bundaberg, Cairns, Emerald, Gladstone, Mackay, Rockhampton, Townsville

[Metropolitan Campuses](#)

Adelaide, Brisbane, Melbourne, Perth, Sydney

Assessment Overview

1. **Online Quiz(zes)**

Weighting: 20%

2. **Written Assessment**

Weighting: 30%

3. **Practical Assessment**

Weighting: 50%

Assessment Grading

This is a graded unit: your overall grade will be calculated from the marks or grades for each assessment task, based on the relative weightings shown in the table above. You must obtain an overall mark for the unit of at least 50%, or an overall grade of 'pass' in order to pass the unit. If any 'pass/fail' tasks are shown in the table above they must also be completed successfully ('pass' grade). You must also meet any minimum mark requirements specified for a particular assessment task, as detailed in the 'assessment task' section (note that in some instances, the minimum mark for a task may be greater than 50%). Consult the [University's Grades and Results Policy](#) for more details of interim results and final grades.

CQUniversity Policies

All University policies are available on the [CQUniversity Policy site](#).

You may wish to view these policies:

- Grades and Results Policy
- Assessment Policy and Procedure (Higher Education Coursework)
- Review of Grade Procedure
- Student Academic Integrity Policy and Procedure
- Monitoring Academic Progress (MAP) Policy and Procedure – Domestic Students
- Monitoring Academic Progress (MAP) Policy and Procedure – International Students
- Student Refund and Credit Balance Policy and Procedure
- Student Feedback – Compliments and Complaints Policy and Procedure
- Information and Communications Technology Acceptable Use Policy and Procedure

This list is not an exhaustive list of all University policies. The full list of University policies are available on the [CQUniversity Policy site](#).

Previous Student Feedback

Feedback, Recommendations and Responses

Every unit is reviewed for enhancement each year. At the most recent review, the following staff and student feedback items were identified and recommendations were made.

Feedback from Student.

Feedback

A introduction video would be nice.

Recommendation

Conduct or produce an Introductory video for students.

Unit Learning Outcomes


































































On successful completion of this unit, you will be able to:

1. Demonstrate knowledge and understanding of cabinetmaking and furnishing industry practices
2. Plan and develop a series of design based activities for construction
3. Understand the use, development and impact of design concepts through the construction of a series of design based activities
4. Apply appropriate problem solving procedures to enact the construction of a designed product
5. Investigate how to plan, sequence, implement and assess design application processes used in the production of projects incorporated in the senior year's of industrial technology and design teaching area
6. Recognise and apply basic skills sequences and procedures using design processes required for teaching cabinet making technologies
7. Critically evaluate specific applications of tools and equipment used in the manufacture of products for cabinet making
8. Apply appropriate workplace health and safety and maintenance practices when engaging in design and manufacturing activities
9. Communicate and work professionally in peer learning teams.



















Alignment of Learning Outcomes, Assessment and Graduate Attributes

 N/A Level	 Introductory Level	 Intermediate Level	 Graduate Level	 Professional Level	 Advanced Level
---	--	--	--	--	--

Alignment of Assessment Tasks to Learning Outcomes

Assessment Tasks	Learning Outcomes												
	1	2	3	4			5			6	7	8	9
1 - Communication													
2 - Problem Solving													
3 - Critical Thinking													
4 - Information Literacy													
5 - Team Work													
6 - Information Technology Competence													
7 - Cross Cultural Competence													
8 - Ethical practice													
9 - Social Innovation													
10 - Aboriginal and Torres Strait Islander Cultures													

Alignment of Assessment Tasks to Graduate Attributes

Assessment Tasks	Graduate Attributes									
	1	2	3	4	5	6	7	8	9	10
1 - Online Quiz(zes) - 20%										
2 - Written Assessment - 30%										
3 - Practical Assessment - 50%										

Textbooks and Resources

Textbooks

EDSE12027

Prescribed

Furnishing: An Industry Study

Edition: 5th (2009)

Authors: Baker, S & Schlyder, D

PCS Publications

Toowoomba, Queensland, Australia

ISBN: 978-1-876135-64-5

Binding: Paperback

Additional Textbook Information

Students can order all items from the CQUni Bookshop. Search on the unit code here: <http://bookshop.cqu.edu.au>

[View textbooks at the CQUniversity Bookshop](#)

IT Resources

You will need access to the following IT resources:

- CQUniversity Student Email
- Internet
- Unit Website (Moodle)

Referencing Style

All submissions for this unit must use the referencing style: [American Psychological Association 7th Edition \(APA 7th edition\)](#)

For further information, see the Assessment Tasks.

Teaching Contacts

Brad Connolly Unit Coordinator

b.connolly@cqu.edu.au

Schedule

Week 1 - 07 Mar 2022

Module/Topic	Chapter	Events and Submissions/Topic
Early development of the furnishing industry in Australia and the structure of Australia's Furnishing Industry	Reading: Furnishing: An Industry Study pp.1-12	Quiz 1

Week 2 - 14 Mar 2022

Module/Topic	Chapter	Events and Submissions/Topic
Safe Working policies & practices in the Furnishing Industry.	Readings: Furnishing: An Industry Study pp.29-63	Quiz 2

Week 3 - 21 Mar 2022

Module/Topic	Chapter	Events and Submissions/Topic
Safe Identifying hand tools and hand tool safety.	Readings: Furnishing: An Industry Study pp.76-89	Quiz 3

Week 4 - 28 Mar 2022

Module/Topic	Chapter	Events and Submissions/Topic
Portable power tools.	Readings: Furnishing: An Industry Study pp.90-112	Quiz 4

Week 5 - 04 Apr 2022

Module/Topic	Chapter	Events and Submissions/Topic
Basic woodworking machines.	Readings: Furnishing: An Industry Study pp.113-140	Quiz 5

Vacation Week - 11 Apr 2022

Module/Topic	Chapter	Events and Submissions/Topic
Enjoy your break.		

Week 6 - 18 Apr 2022

Module/Topic	Chapter	Events and Submissions/Topic
Materials. (timber, wood products, adhesives, hardware items, glass, plastics and surface finishes).	Readings: Furnishing: An Industry Study pp.141-185	Quiz 6

Week 7 - 25 Apr 2022

Module/Topic	Chapter	Events and Submissions/Topic
Different ways timber can be joined using a range of joints and how to construct the joints.	Readings: Furnishing: An Industry Study pp.171-185	Quiz 7

Week 8 - 02 May 2022

Module/Topic	Chapter	Events and Submissions/Topic
Surface preparation, identifying and rectifying defects, selecting and applying stoppings and selecting suitable abrasive paper and using correct sanding methods.	Readings: Furnishing: An Industry Study pp.186-193	Quiz 8

Week 9 - 09 May 2022

Module/Topic	Chapter	Events and Submissions/Topic
Revision Part A.	Revisit past readings: Furnishing: An Industry Study.	Quiz 9

Week 10 - 16 May 2022

Module/Topic	Chapter	Events and Submissions/Topic
Revision Part B.	Revisit past readings: Furnishing: An Industry Study.	Quiz 10

Week 11 - 23 May 2022

Module/Topic	Chapter	Events and Submissions/Topic
Review readings and complete Written Assignment.		

Week 12 - 30 May 2022

Module/Topic	Chapter	Events and Submissions/Topic
Assessment 1: Quizzes due: 05/06/2022 Assessment 2 due: Written Assessment 03/06/2022		Assessment 1: Quizzes due: 05/06/2022 Assessment 2 due: Written Assessment 03/06/2022

Compulsory Residential School - 06 Jun 2022

Module/Topic	Chapter	Events and Submissions/Topic
--------------	---------	------------------------------

Compulsory Residential School
27/06/22 - 29/07/22 and if needed
30/06/22 - 02/07/22, 8.00am -
5.00pm.

During this week students will be
assessed on their knowledge &
understanding of processes and
procedures as well as their skills.
Students will be required to complete
a number of school examples aligned
to certain year levels. Students will be
required to wear steel capped safety
boots, long sleeve shirts and long
pants.

Compulsory Residential School
27/06/22 - 29/07/22 and if needed
30/06/22 - 02/07/22, 8.00am -
5.00pm.

Exam Week - 13 Jun 2022

Module/Topic

Chapter

Events and Submissions/Topic

Assessment Tasks

1 Assessment 1: Quizzes

Assessment Type

Online Quiz(zes)

Task Description

20% total marks Quizzes will be based on weekly readings from the assigned text book. Quizzes will be available on the Moodle website and will remain open until the end of Week 12. Students will be allowed a maximum of 1 hour and two attempts to complete each quiz. The highest scoring attempt will be used for grading. Please note that results from all 10 quizzes contribute to the overall mark of 20%.

Number of Quizzes

Frequency of Quizzes

Other

Assessment Due Date

5/6/2022

Return Date to Students

Review/Exam Week

Weighting

20%

Minimum mark or grade

50% of Quizzes grade

Assessment Criteria

Students are assessed on the following criteria:

- Knowledge and understanding and application of workshop processes
- Ability to work independently with limited assistance

Referencing Style

- [American Psychological Association 7th Edition \(APA 7th edition\)](#)

Submission

Online

Learning Outcomes Assessed

- Demonstrate knowledge and understanding of cabinetmaking and furnishing industry practices

Graduate Attributes

- Communication
- Problem Solving
- Ethical practice

2 Assessment 2: Written Assessment

Assessment Type

Written Assessment

Task Description

Hall Table

Students are required draft a set of drawings, work procedures and lesson plans for the manufacture of a hall table for a Year 12 Furnishing class.

Task considerations:

- Rationale for the Project,
- Year Level the Project is targeting and time frame (how many weeks will the project take to complete)
- A accurate Dimensioned Working Drawing of the Project,
- A Detailed Work Procedure
- A Criteria Sheet.

The following joints need to be evidenced in the structure

Dovetail, mortice and tenon and rebate. N.B. butt joints are not to be used.

Some turned elements from the lathe need to be included. They can be structural or decorative.

Hardware in the form of handles and runners can be manufactured or purchased based on the budget that would be allocated to this task.

Brief:

Produce a comprehensive set of working drawings for the proposed unit. Clearly identify where the specific joints have been applied.

How and where hardware is to be installed.

Specifics unit requirements:

- HT 700 WIDTH 900 DPTH 500
- The unit requires a minimum of 2 draws and 1 cupboard.
- Interior shelving, no limit
- Materials: the structure can be manufactured from a composite of materials. i.e. timber, ply, metal or acrylic

Assessment Due Date

3/6/2022

Return Date to Students

Review/Exam Week

Weighting

30%

Minimum mark or grade

50% of Written Assignment grade

Assessment Criteria

Students are assessed on the following criteria:

- Ability to present graphical information
- Ability to express and develop an idea
- Ability to present work effectively

Referencing Style

- [American Psychological Association 7th Edition \(APA 7th edition\)](#)

Submission

Online

Learning Outcomes Assessed

- Plan and develop a series of design based activities for construction
- Understand the use, development and impact of design concepts through the construction of a series of design based activities
- Apply appropriate problem solving procedures to enact the construction of a designed product
- Investigate how to plan, sequence, implement and assess design application processes used in the production of projects incorporated in the senior year's of industrial technology and design teaching area
- Recognise and apply basic skills sequences and procedures using design processes required for teaching cabinet making technologies
- Critically evaluate specific applications of tools and equipment used in the manufacture of products for cabinet making
- Apply appropriate workplace health and safety and maintenance practices when engaging in design and manufacturing activities

Graduate Attributes

- Communication
- Problem Solving
- Critical Thinking
- Information Literacy
- Information Technology Competence
- Cross Cultural Competence
- Ethical practice

3 Assessment 3: Compulsory Residential School

Assessment Type

Practical Assessment

Task Description

Practical Assessment: Compulsory Residential School introduces students to learning experiences and projects which target Furnishing. Students will be using hand tools, machinery and equipment. Residential School gives students the opportunity to develop their hand skills, knowledge & understanding of workshop procedures and processes. Students will be assessed on the quality and presentation of their projects, in addition to their knowledge and understanding and application of workshop processes, and their ability to work independently with limited assistance.

Assessment Due Date

2/7/2022

Return Date to Students

Results to be returned by end Compulsory Residential School

Weighting

50%

Minimum mark or grade

50% of Compulsory Residential School grade

Assessment Criteria

Students will be assessed over the Res School in relation to the following:

- Practical expertise
- Quality and presentation of their projects
- Knowledge and understanding and application of workshop processes
- Ability to work independently with limited assistance

Referencing Style

- [American Psychological Association 7th Edition \(APA 7th edition\)](#)

Submission

Offline

Learning Outcomes Assessed

- Plan and develop a series of design based activities for construction
- Understand the use, development and impact of design concepts through the construction of a series of design

based activities

- Apply appropriate problem solving procedures to enact the construction of a designed product
- Investigate how to plan, sequence, implement and assess design application processes used in the production of projects incorporated in the senior year's of industrial technology and design teaching area
- Recognise and apply basic skills sequences and procedures using design processes required for teaching cabinet making technologies
- Critically evaluate specific applications of tools and equipment used in the manufacture of products for cabinet making
- Apply appropriate workplace health and safety and maintenance practices when engaging in design and manufacturing activities
- Communicate and work professionally in peer learning teams.

Graduate Attributes

- Communication
- Problem Solving
- Critical Thinking
- Information Literacy
- Team Work
- Information Technology Competence
- Cross Cultural Competence
- Ethical practice

Academic Integrity Statement

As a CQUniversity student you are expected to act honestly in all aspects of your academic work.

Any assessable work undertaken or submitted for review or assessment must be your own work. Assessable work is any type of work you do to meet the assessment requirements in the unit, including draft work submitted for review and feedback and final work to be assessed.

When you use the ideas, words or data of others in your assessment, you must thoroughly and clearly acknowledge the source of this information by using the correct referencing style for your unit. Using others' work without proper acknowledgement may be considered a form of intellectual dishonesty.

Participating honestly, respectfully, responsibly, and fairly in your university study ensures the CQUniversity qualification you earn will be valued as a true indication of your individual academic achievement and will continue to receive the respect and recognition it deserves.

As a student, you are responsible for reading and following CQUniversity's policies, including the [Student Academic Integrity Policy and Procedure](#). This policy sets out CQUniversity's expectations of you to act with integrity, examples of academic integrity breaches to avoid, the processes used to address alleged breaches of academic integrity, and potential penalties.

What is a breach of academic integrity?

A breach of academic integrity includes but is not limited to plagiarism, self-plagiarism, collusion, cheating, contract cheating, and academic misconduct. The Student Academic Integrity Policy and Procedure defines what these terms mean and gives examples.

Why is academic integrity important?

A breach of academic integrity may result in one or more penalties, including suspension or even expulsion from the University. It can also have negative implications for student visas and future enrolment at CQUniversity or elsewhere. Students who engage in contract cheating also risk being blackmailed by contract cheating services.

Where can I get assistance?

For academic advice and guidance, the [Academic Learning Centre \(ALC\)](#) can support you in becoming confident in completing assessments with integrity and of high standard.

What can you do to act with integrity?



Be Honest

If your assessment task is done by someone else, it would be dishonest of you to claim it as your own



Seek Help

If you are not sure about how to cite or reference in essays, reports etc, then seek help from your lecturer, the library or the Academic Learning Centre (ALC)



Produce Original Work

Originality comes from your ability to read widely, think critically, and apply your gained knowledge to address a question or problem