



# ENEG14005 Engineering Honours Project Implementation

## Term 1 - 2018

Profile information current as at 13/05/2024 10:25 am

All details in this unit profile for ENEG14005 have been officially approved by CQUniversity and represent a learning partnership between the University and you (our student). The information will not be changed unless absolutely necessary and any change will be clearly indicated by an approved correction included in the profile.

## General Information

### Overview

As a student in the final year of your Bachelor of Engineering course, you will work independently to manage and implement a project (planned in ENEG14003) that allows you to demonstrate professional capabilities expected of graduating professional engineers. You will work and learn autonomously, communicate progress and prepare reports and presentations. You will conduct research to support your project decision-making, and you are required to demonstrate critical thinking and document sound analysis and judgement in project working documents and final reporting. You will solve technical problems that arise and evaluate project processes, outcomes and related learning experiences, and you will prepare a formal report, poster and project presentation. Note that if you completed the prerequisite Planning unit more than two terms ago then you need to check with your academic adviser to see if the project is still available.

### Details

Career Level: *Undergraduate*

Unit Level: *Level 4*

Credit Points: 12

Student Contribution Band: 8

Fraction of Full-Time Student Load: 0.25

### Pre-requisites or Co-requisites

Prerequisite: ENEG14003 Engineering Honours Project Planning

Important note: Students enrolled in a subsequent unit who failed their pre-requisite unit, should drop the subsequent unit before the census date or within 10 working days of Fail grade notification. Students who do not drop the unit in this timeframe cannot later drop the unit without academic and financial liability. See details in the [Assessment Policy and Procedure \(Higher Education Coursework\)](#).

### Offerings For Term 1 - 2018

- Bundaberg
- Distance
- Gladstone
- Mackay
- Rockhampton

### Attendance Requirements

All on-campus students are expected to attend scheduled classes – in some units, these classes are identified as a mandatory (pass/fail) component and attendance is compulsory. International students, on a student visa, must maintain a full time study load and meet both attendance and academic progress requirements in each study period (satisfactory attendance for International students is defined as maintaining at least an 80% attendance record).

### Website

[This unit has a website, within the Moodle system, which is available two weeks before the start of term. It is important that you visit your Moodle site throughout the term. Please visit Moodle for more information.](#)

## Class and Assessment Overview

### Recommended Student Time Commitment

Each 12-credit Undergraduate unit at CQUniversity requires an overall time commitment of an average of 25 hours of study per week, making a total of 300 hours for the unit.

### Class Timetable

#### [Regional Campuses](#)

Bundaberg, Cairns, Emerald, Gladstone, Mackay, Rockhampton, Townsville

#### [Metropolitan Campuses](#)

Adelaide, Brisbane, Melbourne, Perth, Sydney

### Assessment Overview

#### 1. **Presentation**

Weighting: 10%

#### 2. **Written Assessment**

Weighting: 20%

#### 3. **Portfolio**

Weighting: 60%

#### 4. **Presentation**

Weighting: 10%

### Assessment Grading

This is a graded unit: your overall grade will be calculated from the marks or grades for each assessment task, based on the relative weightings shown in the table above. You must obtain an overall mark for the unit of at least 50%, or an overall grade of 'pass' in order to pass the unit. If any 'pass/fail' tasks are shown in the table above they must also be completed successfully ('pass' grade). You must also meet any minimum mark requirements specified for a particular assessment task, as detailed in the 'assessment task' section (note that in some instances, the minimum mark for a task may be greater than 50%). Consult the [University's Grades and Results Policy](#) for more details of interim results and final grades.

## CQUniversity Policies

**All University policies are available on the [CQUniversity Policy site](#).**

You may wish to view these policies:

- Grades and Results Policy
- Assessment Policy and Procedure (Higher Education Coursework)
- Review of Grade Procedure
- Student Academic Integrity Policy and Procedure
- Monitoring Academic Progress (MAP) Policy and Procedure – Domestic Students
- Monitoring Academic Progress (MAP) Policy and Procedure – International Students
- Student Refund and Credit Balance Policy and Procedure
- Student Feedback – Compliments and Complaints Policy and Procedure
- Information and Communications Technology Acceptable Use Policy and Procedure

This list is not an exhaustive list of all University policies. The full list of University policies are available on the [CQUniversity Policy site](#).

## Previous Student Feedback

### Feedback, Recommendations and Responses

Every unit is reviewed for enhancement each year. At the most recent review, the following staff and student feedback items were identified and recommendations were made.

#### Feedback from Self-reflection and student feedback

##### **Feedback**

Students can feel a little lost as they work on their projects, especially if things start to not go to plan.

##### **Recommendation**

Students will be encouraged to make contact with the unit coordinator and/or academic adviser earlier to help resolve issues.

## Unit Learning Outcomes

### **On successful completion of this unit, you will be able to:**

















































1. Apply a substantial degree of the Engineers Australia's Stage One Competencies for Professional Engineers to the implementation phases of a project.
2. Implement the project plan prepared in the Planning unit with consultation and guidance from your project advisers.
3. Think critically, demonstrate sound analysis and make rational judgements and decisions in the implementation phases of your project.
4. Communicate preliminary results to project advisers promptly to solicit timely and constructive feedback.
5. Prepare professional project documents that convey the processes and outcomes of your project.
6. Communicate your project outcomes to project advisers, other stakeholders and the wider community.

By completing this unit and the preceding Planning unit each student will meet Engineers Australia's Stage One Competencies for Professional Engineers to a substantial degree.

































## Alignment of Learning Outcomes, Assessment and Graduate Attributes

 N/A Level	 Introductory Level	 Intermediate Level	 Graduate Level	 Professional Level	 Advanced Level
---	--	--	--	--	--

### Alignment of Assessment Tasks to Learning Outcomes

Assessment Tasks	Learning Outcomes					
	1	2	3	4	5	6
1 - Communication						
2 - Problem Solving						
3 - Critical Thinking						
4 - Information Literacy						
5 - Team Work						
6 - Information Technology Competence						
7 - Cross Cultural Competence						
8 - Ethical practice						
9 - Social Innovation						
10 - Aboriginal and Torres Strait Islander Cultures						

### Alignment of Assessment Tasks to Graduate Attributes

Assessment Tasks	Graduate Attributes									
	1	2	3	4	5	6	7	8	9	10
1 - Presentation - 10%										
2 - Written Assessment - 20%										
3 - Portfolio - 60%										
4 - Presentation - 10%										

## Textbooks and Resources

### Textbooks

ENEG14005

#### Supplementary

##### **The Thinker's Guide to Engineering Reasoning**

Edition: 2nd (2013)

Authors: Richard Paul, Dr. Robert Niewoehner and Linda Elder

Foundation for Critical Thinking

Tomales, CA, USA

ISBN: 978-0-9857544-1-9

Binding: Paperback

#### **Additional Textbook Information**

[May also be available as a Kindle Edition. Check](#)

<http://www.criticalthinking.org/store/products/engineering-reasoning-2nd-edition/232>

### IT Resources

**You will need access to the following IT resources:**

- CQUniversity Student Email
- Internet
- Unit Website (Moodle)
- Presentation software such as MS Powerpoint
- Project management software such as MS Project
- Software specific to project
- Word processing software such as MS Word

## Referencing Style

**All submissions for this unit must use the referencing styles below:**

- [Harvard \(author-date\)](#)
- [Turabian](#)

For further information, see the Assessment Tasks.

## Teaching Contacts

**Justin Hyde** Unit Coordinator

[j.hyde@cqu.edu.au](mailto:j.hyde@cqu.edu.au)

## Schedule

### **Week 1 - 05 Mar 2018**

#### **Module/Topic**

#### **Chapter**

#### **Events and Submissions/Topic**

Commence implementation of your project plan prepared in the Planning unit.

Share progress with advisor(s)

### **Week 2 - 12 Mar 2018**

#### **Module/Topic**

#### **Chapter**

#### **Events and Submissions/Topic**

Check with your advisor(s) and other project stakeholders to see if there is any new information which may impact your project. Modify your project plan if required.

Share progress with advisor(s)

### Week 3 - 19 Mar 2018

Module/Topic	Chapter	Events and Submissions/Topic
Commence work on your project report layout. A good place to start is by drafting the likely headings.		Share progress with advisor(s)

### Week 4 - 26 Mar 2018

Module/Topic	Chapter	Events and Submissions/Topic
Start thinking about your poster, maybe research what a poster should look like and contain.		Share progress with advisor(s)

### Week 5 - 02 Apr 2018

Module/Topic	Chapter	Events and Submissions/Topic
Start preparing your project update presentation which is scheduled for week 6.		Share progress with advisor(s)

### Vacation Week - 09 Apr 2018

Module/Topic	Chapter	Events and Submissions/Topic
Check Moodle for guidance on your project update presentation.		Share progress with advisor(s)

### Week 6 - 16 Apr 2018

Module/Topic	Chapter	Events and Submissions/Topic
Present your project update presentation to your academic advisor and other academics in your discipline. Take notes from the advice and guidance given after your presentation.		Share progress with advisor(s)  <b>Project Update Presentation</b> Due: Week 6 Wednesday (18 Apr 2018) 1:00 pm AEST

### Week 7 - 23 Apr 2018

Module/Topic	Chapter	Events and Submissions/Topic
Start preparing your preliminary results document.		Share progress with advisor(s)

### Week 8 - 30 Apr 2018

Module/Topic	Chapter	Events and Submissions/Topic
Check Moodle for guidance on your preliminary results.		Share progress with advisor(s)  <b>Preliminary Results</b> Due: Week 8 Monday (30 Apr 2018) 9:00 am AEST

### Week 9 - 07 May 2018

Module/Topic	Chapter	Events and Submissions/Topic
Invite your academic advisor to provide guidance by submitting your preliminary results. You may also consider submitting your preliminary results document to your industry advisor (if applicable).		Share progress with advisor(s)

### Week 10 - 14 May 2018

Module/Topic	Chapter	Events and Submissions/Topic
--------------	---------	------------------------------

Use the advice and guidance from your project update presentation and preliminary results to refine your final project report, poster and GECon presentation.

Share progress with advisor(s)

### Week 11 - 21 May 2018

Module/Topic	Chapter	Events and Submissions/Topic
Check Moodle for guidance on your project report, poster and GECon presentation. Review and reflect on your attainment of Engineers Australia's Stage One Competencies.		Share progress with advisor(s)

### Week 12 - 28 May 2018

Module/Topic	Chapter	Events and Submissions/Topic
Your project report, poster and reflections should be finalised this week. Present your findings at GECon which is scheduled for Wednesday 30th May 2018.		Share progress with advisor(s)  <b>GECon Presentation</b> Due: Week 12 Wednesday (30 May 2018) 1:00 pm AEST

### Review/Exam Week - 04 Jun 2018

Module/Topic	Chapter	Events and Submissions/Topic
Submit your portfolio which should include your final project report, poster and reflections.		<b>Portfolio</b> Due: Review/Exam Week Monday (4 June 2018) 9:00 am AEST

### Exam Week - 11 Jun 2018

Module/Topic	Chapter	Events and Submissions/Topic
--------------	---------	------------------------------

## Term Specific Information

Please note that GECon is scheduled for Wednesday 30th May 2018. Please ensure you are available on this day to present your project findings.

## Assessment Tasks

### 1 Project Update Presentation

#### Assessment Type

Presentation

#### Task Description

Prepare a ten-minute presentation which updates your academic advisor and other academics on your project progress. Be prepared to answer questions about your project and take further advice and guidance from the audience. Presentations are scheduled for Wednesday 18th April 2018 (week 6), 13h00-15h00 and 18h00-20h00 Queensland times. Please ensure you are available at these times.

#### Assessment Due Date

Week 6 Wednesday (18 Apr 2018) 1:00 pm AEST

Presentations are scheduled for Wednesday week 6, 13h00-15h00 and 18h00-20h00 Queensland times. Please ensure you are available at these times.

#### Return Date to Students

Week 8 Wednesday (2 May 2018)

Advice and guidance will be given verbally immediately after your presentation. Please take your own notes. A mark will be awarded in Moodle.

**Weighting**

10%

**Minimum mark or grade**

50%

**Assessment Criteria**

Accuracy and clarity of presentation slides.

Appropriateness of presentation.

Duration of presentation.

Communication of progress to date.

Answer any questions appropriately.

Performance standards for the assessment criteria will be available in Moodle.

**Referencing Style**

- [Harvard \(author-date\)](#)
- [Turabian](#)

**Submission**

No submission method provided.

**Submission Instructions**

No submission required. Just deliver your presentation at the scheduled time.

**Learning Outcomes Assessed**

- Apply a substantial degree of the Engineers Australia's Stage One Competencies for Professional Engineers to the implementation phases of a project.
- Implement the project plan prepared in the Planning unit with consultation and guidance from your project advisers.
- Think critically, demonstrate sound analysis and make rational judgements and decisions in the implementation phases of your project.
- Communicate preliminary results to project advisers promptly to solicit timely and constructive feedback.

**Graduate Attributes**

- Communication
- Problem Solving
- Critical Thinking
- Information Literacy
- Team Work
- Information Technology Competence
- Cross Cultural Competence
- Ethical practice

## 2 Preliminary Results

**Assessment Type**

Written Assessment

**Task Description**

Prepare a document with your preliminary project results. This document can be used to develop the results section of your final report.

**Assessment Due Date**

Week 8 Monday (30 Apr 2018) 9:00 am AEST

**Return Date to Students**

Week 10 Monday (14 May 2018)

**Weighting**

20%

**Minimum mark or grade**

25%

**Assessment Criteria**

Accuracy and clarity of written document.

Appropriateness of preliminary results.

Performance standards for the assessment criteria will be available in Moodle.

## Referencing Style

- [Harvard \(author-date\)](#)
- [Turabian](#)

## Submission

Online

## Learning Outcomes Assessed

- Apply a substantial degree of the Engineers Australia's Stage One Competencies for Professional Engineers to the implementation phases of a project.
- Implement the project plan prepared in the Planning unit with consultation and guidance from your project advisers.
- Think critically, demonstrate sound analysis and make rational judgements and decisions in the implementation phases of your project.
- Communicate preliminary results to project advisers promptly to solicit timely and constructive feedback.

## Graduate Attributes

- Communication
- Problem Solving
- Critical Thinking
- Information Literacy
- Team Work
- Information Technology Competence
- Cross Cultural Competence
- Ethical practice

## 3 Portfolio

### Assessment Type

Portfolio

### Task Description

Prepare a portfolio which includes the following compulsory components, submitted as three separate documents:

- Project Report
- Project Poster
- Demonstrate that you have applied a substantial degree of Engineers Australia's Stage One Competencies to the implementation phases of your project by reflecting on your attainment of the Engineers Australia's Stage One Competencies for your discipline.

Your Project Report should be structured as follows:

- Title page
- Summary
- Acknowledgments
- Table of Contents
- List of Figures
- List of Tables
- Glossary/Nomenclature
- Introduction to the Project and Report
- Literature Review
- Project Methodology Review
- Results and Discussion
- Conclusion
- Appendices as appropriate (please note that any appendices will not be graded)

Guidance for the poster and other resources are in Moodle.

Failure to include any portfolio component will result in a non-passing grade.

### Assessment Due Date

Review/Exam Week Monday (4 June 2018) 9:00 am AEST

### Return Date to Students

Once marking and moderation have been completed

**Weighting**

60%

**Minimum mark or grade**

50%

**Assessment Criteria**

Accuracy and clarity of report, reflections and poster.

Appropriateness of report, reflections and poster.

Performance standards for the assessment criteria will be available in Moodle.

**Referencing Style**

- [Harvard \(author-date\)](#)
- [Turabian](#)

**Submission**

Online

**Learning Outcomes Assessed**

- Apply a substantial degree of the Engineers Australia's Stage One Competencies for Professional Engineers to the implementation phases of a project.
- Implement the project plan prepared in the Planning unit with consultation and guidance from your project advisers.
- Think critically, demonstrate sound analysis and make rational judgements and decisions in the implementation phases of your project.
- Prepare professional project documents that convey the processes and outcomes of your project.
- Communicate your project outcomes to project advisers, other stakeholders and the wider community.

**Graduate Attributes**

- Communication
- Problem Solving
- Critical Thinking
- Information Literacy
- Team Work
- Information Technology Competence
- Cross Cultural Competence
- Ethical practice

## 4 GECon Presentation

**Assessment Type**

Presentation

**Task Description**

Prepare a ten-minute presentation which reviews your project and project outcomes. Deliver your presentation at GECon on Wednesday 30th May 2018. Ensure you are available on this day.

**Assessment Due Date**

Week 12 Wednesday (30 May 2018) 1:00 pm AEST

Deliver your presentation at GECon on Wednesday 30th May 2018

**Return Date to Students**

Once marking and moderation have been completed.

**Weighting**

10%

**Minimum mark or grade**

50%

**Assessment Criteria**

Accuracy and clarity of presentation slides.

Appropriateness of presentation.

Duration of presentation.

Communication of project results.

Answer any questions appropriately.

Performance standards for the assessment criteria will be available in Moodle.

**Referencing Style**

- [Harvard \(author-date\)](#)
- [Turabian](#)

**Submission**

No submission method provided.

**Submission Instructions**

No submission required. Just deliver your presentation at the scheduled time.

**Learning Outcomes Assessed**

- Apply a substantial degree of the Engineers Australia's Stage One Competencies for Professional Engineers to the implementation phases of a project.
- Implement the project plan prepared in the Planning unit with consultation and guidance from your project advisers.
- Think critically, demonstrate sound analysis and make rational judgements and decisions in the implementation phases of your project.
- Communicate your project outcomes to project advisers, other stakeholders and the wider community.

**Graduate Attributes**

- Communication
- Problem Solving
- Critical Thinking
- Information Literacy
- Team Work
- Information Technology Competence
- Cross Cultural Competence
- Ethical practice

## Academic Integrity Statement

As a CQUniversity student you are expected to act honestly in all aspects of your academic work.

Any assessable work undertaken or submitted for review or assessment must be your own work. Assessable work is any type of work you do to meet the assessment requirements in the unit, including draft work submitted for review and feedback and final work to be assessed.

When you use the ideas, words or data of others in your assessment, you must thoroughly and clearly acknowledge the source of this information by using the correct referencing style for your unit. Using others' work without proper acknowledgement may be considered a form of intellectual dishonesty.

Participating honestly, respectfully, responsibly, and fairly in your university study ensures the CQUniversity qualification you earn will be valued as a true indication of your individual academic achievement and will continue to receive the respect and recognition it deserves.

As a student, you are responsible for reading and following CQUniversity's policies, including the [Student Academic Integrity Policy and Procedure](#). This policy sets out CQUniversity's expectations of you to act with integrity, examples of academic integrity breaches to avoid, the processes used to address alleged breaches of academic integrity, and potential penalties.

### What is a breach of academic integrity?

A breach of academic integrity includes but is not limited to plagiarism, self-plagiarism, collusion, cheating, contract cheating, and academic misconduct. The Student Academic Integrity Policy and Procedure defines what these terms mean and gives examples.

### Why is academic integrity important?

A breach of academic integrity may result in one or more penalties, including suspension or even expulsion from the University. It can also have negative implications for student visas and future enrolment at CQUniversity or elsewhere. Students who engage in contract cheating also risk being blackmailed by contract cheating services.

### Where can I get assistance?

For academic advice and guidance, the [Academic Learning Centre \(ALC\)](#) can support you in becoming confident in completing assessments with integrity and of high standard.

### What can you do to act with integrity?



#### Be Honest

If your assessment task is done by someone else, it would be dishonest of you to claim it as your own



#### Seek Help

If you are not sure about how to cite or reference in essays, reports etc, then seek help from your lecturer, the library or the Academic Learning Centre (ALC)



#### Produce Original Work

Originality comes from your ability to read widely, think critically, and apply your gained knowledge to address a question or problem