



ENTG13001 Engineering Technology Project Implementation

Term 1 - 2020

Profile information current as at 04/05/2024 01:33 am

All details in this unit profile for ENTG13001 have been officially approved by CQUniversity and represent a learning partnership between the University and you (our student). The information will not be changed unless absolutely necessary and any change will be clearly indicated by an approved correction included in the profile.

General Information

Overview

As a student in the final year of your Bachelor of Engineering Technology course, you will work independently to manage and implement a project (planned in ENTG13002) that allows you to demonstrate professional capabilities expected of graduating engineering technologists. You will work and learn autonomously, communicate progress and prepare reports and presentations. You will conduct research to support your project decision-making, and you are required to demonstrate critical thinking and document sound analysis and judgement in project working documents and final reporting. You will solve technical problems that arise and evaluate project processes, outcomes and related learning experiences, and you will prepare a formal report, poster and project presentation. Note that if you completed the prerequisite Planning unit more than two terms ago then you need to check with your academic adviser to see if the project is still available.

Details

Career Level: *Undergraduate*

Unit Level: *Level 3*

Credit Points: 6

Student Contribution Band: 8

Fraction of Full-Time Student Load: 0.125

Pre-requisites or Co-requisites

Pre-requisite: ENTG13002 Engineering Technology Project Planning

Important note: Students enrolled in a subsequent unit who failed their pre-requisite unit, should drop the subsequent unit before the census date or within 10 working days of Fail grade notification. Students who do not drop the unit in this timeframe cannot later drop the unit without academic and financial liability. See details in the [Assessment Policy and Procedure \(Higher Education Coursework\)](#).

Offerings For Term 1 - 2020

- Bundaberg
- Cairns
- Gladstone
- Mackay
- Online
- Rockhampton

Attendance Requirements

All on-campus students are expected to attend scheduled classes – in some units, these classes are identified as a mandatory (pass/fail) component and attendance is compulsory. International students, on a student visa, must maintain a full time study load and meet both attendance and academic progress requirements in each study period (satisfactory attendance for International students is defined as maintaining at least an 80% attendance record).

Website

[This unit has a website, within the Moodle system, which is available two weeks before the start of term. It is important that you visit your Moodle site throughout the term. Please visit Moodle for more information.](#)

Class and Assessment Overview

Recommended Student Time Commitment

Each 6-credit Undergraduate unit at CQUniversity requires an overall time commitment of an average of 12.5 hours of study per week, making a total of 150 hours for the unit.

Class Timetable

[Regional Campuses](#)

Bundaberg, Cairns, Emerald, Gladstone, Mackay, Rockhampton, Townsville

[Metropolitan Campuses](#)

Adelaide, Brisbane, Melbourne, Perth, Sydney

Assessment Overview

1. **Presentation**

Weighting: 10%

2. **Written Assessment**

Weighting: 10%

3. **Written Assessment**

Weighting: 10%

4. **Presentation**

Weighting: 10%

5. **Thesis/Dissertation**

Weighting: 60%

Assessment Grading

This is a graded unit: your overall grade will be calculated from the marks or grades for each assessment task, based on the relative weightings shown in the table above. You must obtain an overall mark for the unit of at least 50%, or an overall grade of 'pass' in order to pass the unit. If any 'pass/fail' tasks are shown in the table above they must also be completed successfully ('pass' grade). You must also meet any minimum mark requirements specified for a particular assessment task, as detailed in the 'assessment task' section (note that in some instances, the minimum mark for a task may be greater than 50%). Consult the [University's Grades and Results Policy](#) for more details of interim results and final grades.

CQUniversity Policies

All University policies are available on the [CQUniversity Policy site](#).

You may wish to view these policies:

- Grades and Results Policy
- Assessment Policy and Procedure (Higher Education Coursework)
- Review of Grade Procedure
- Student Academic Integrity Policy and Procedure
- Monitoring Academic Progress (MAP) Policy and Procedure – Domestic Students
- Monitoring Academic Progress (MAP) Policy and Procedure – International Students
- Student Refund and Credit Balance Policy and Procedure
- Student Feedback – Compliments and Complaints Policy and Procedure
- Information and Communications Technology Acceptable Use Policy and Procedure

This list is not an exhaustive list of all University policies. The full list of University policies are available on the [CQUniversity Policy site](#).

Previous Student Feedback

Feedback, Recommendations and Responses

Every unit is reviewed for enhancement each year. At the most recent review, the following staff and student feedback items were identified and recommendations were made.

Feedback from Unit coordinator reflection

Feedback

Some students and projects are still not progressing as expected.

Recommendation

The project update presentation will be brought forward to an earlier week in 2020.

Feedback from Unit coordinator reflection

Feedback

Some students are not maintaining regular work on their project, especially in the first half of the term.

Recommendation

The assessment items will be enhanced slightly to provide more regular formal feedback opportunities to students.

Unit Learning Outcomes

On successful completion of this unit, you will be able to:

















































1. Apply and reflect on Engineers Australia's Stage One Competencies for Engineering Technologists to the planning and implementation phases of engineering projects
2. Implement the project plan prepared in the Planning unit in consultation with and guidance from your project advisor(s)
3. Think critically, demonstrate sound analysis and make rational judgements and decisions in the implementation phases of your project
4. Communicate preliminary results to project advisor(s) promptly to solicit timely and constructive feedback
5. Prepare professional project documents that convey the processes and outcomes of your project
6. Communicate your project outcomes to project advisor(s), other stakeholders and the wider community.

By completing this unit and the preceding Planning unit each student will meet Engineers' Australia's Stage One Competencies for Engineering Technologists to a substantial degree.









































Alignment of Learning Outcomes, Assessment and Graduate Attributes

 N/A Level	 Introductory Level	 Intermediate Level	 Graduate Level	 Professional Level	 Advanced Level
---	--	--	--	--	--

Alignment of Assessment Tasks to Learning Outcomes

Assessment Tasks	Learning Outcomes					
	1	2	3	4	5	6
1 - Communication						
2 - Problem Solving						
3 - Critical Thinking						
4 - Information Literacy						
5 - Team Work						
6 - Information Technology Competence						
7 - Cross Cultural Competence						
8 - Ethical practice						
9 - Social Innovation						
10 - Aboriginal and Torres Strait Islander Cultures						

Alignment of Assessment Tasks to Graduate Attributes

Assessment Tasks	Graduate Attributes									
	1	2	3	4	5	6	7	8	9	10
1 - Presentation - 10%										
2 - Written Assessment - 10%										
3 - Written Assessment - 10%										
4 - Presentation - 10%										
5 - Thesis/Dissertation - 60%										

Textbooks and Resources

Textbooks

ENTG13001

Supplementary

The Thinker's Guide to Engineering Reasoning

Edition: 2nd (2013)

Authors: Richard Paul, Dr. Robert Niewoehner and Linda Elder

Foundation for Critical Thinking

Tomales, CA, USA

ISBN: 978-0-9857544-1-9

Binding: Paperback

Additional Textbook Information

Paper copies can be purchased from the CQUni Bookshop here: <http://bookshop.cqu.edu.au> (search on the Unit code)

IT Resources

You will need access to the following IT resources:

- CQUniversity Student Email
- Internet
- Unit Website (Moodle)
- Presentation software such as MS Powerpoint
- Project management software such as MS Project
- Software specific to project
- Webcam and headset for on-line sessions.
- Word processing software such as MS Word

Referencing Style

All submissions for this unit must use the referencing styles below:

- [Harvard \(author-date\)](#)
- [Turabian](#)

For further information, see the Assessment Tasks.

Teaching Contacts

Benjamin Taylor Unit Coordinator

ben.taylor@cqu.edu.au

Schedule

Week 1 - 09 Mar 2020

Module/Topic

Chapter

Events and Submissions/Topic

Commence implementation of your project plan prepared in the Planning unit. Consult with your advisor(s) and decide if you will be preparing a journal article or consultancy report format for your final document. Start preparing your project update presentation which is scheduled for week 5.

Share progress with advisor(s).

Week 2 - 16 Mar 2020

Module/Topic	Chapter	Events and Submissions/Topic
Check with your advisor(s) and other project stakeholders to see if there is any new information which may impact your project. Modify your project plan if required. Continue working on your project as well as preparing your project update presentation which is scheduled for week 5.		Share progress with advisor(s).

Week 3 - 23 Mar 2020

Module/Topic	Chapter	Events and Submissions/Topic
Continue working on your project as well as preparing your project update presentation which is scheduled for week 5.		Share progress with advisor(s).

Week 4 - 30 Mar 2020

Module/Topic	Chapter	Events and Submissions/Topic
Continue working on your project as well as preparing your project update presentation which is scheduled for week 5.		Share progress with advisor(s).

Week 5 - 06 Apr 2020

Module/Topic	Chapter	Events and Submissions/Topic
Present your project update presentation to your academic advisor and other academics in your discipline. Take notes from the advice and guidance given after your presentation.		Share progress with advisor(s). Project Update Presentation Due: Week 5 Wednesday (8 Apr 2020) 1:00 pm AEST

Vacation Week - 13 Apr 2020

Module/Topic	Chapter	Events and Submissions/Topic
If you have not already done so then commence work on your journal article/consultancy report layout. A good place to start is by drafting the likely headings.		Share progress with advisor(s).

Week 6 - 20 Apr 2020

Module/Topic	Chapter	Events and Submissions/Topic
Start thinking about your project poster, maybe research what a poster should look like and contain.		Share progress with advisor(s).

Week 7 - 27 Apr 2020

Module/Topic	Chapter	Events and Submissions/Topic
Continue preparing your draft journal article/consultancy report. Check Moodle for the performance guidelines.		Share progress with advisor(s).

Week 8 - 04 May 2020

Module/Topic	Chapter	Events and Submissions/Topic
--------------	---------	------------------------------

Invite your academic advisor to provide guidance by submitting your draft journal article/consultancy report. You may also consider submitting your draft document to your industry advisor (if applicable).

Share progress with advisor(s).

Draft Journal Article /Consultancy Report Due: Week 8 Monday (4 May 2020) 9:00 am AEST

Week 9 - 11 May 2020

Module/Topic	Chapter	Events and Submissions/Topic
Discuss your project poster with your academic advisor.		Share progress with advisor(s).

Week 10 - 18 May 2020

Module/Topic	Chapter	Events and Submissions/Topic
Use the advice and guidance from your project update presentation and draft journal article/consultancy report to refine your final submission, poster and final project presentation.		Share progress with advisor(s).

Week 11 - 25 May 2020

Module/Topic	Chapter	Events and Submissions/Topic
Check Moodle for guidance on your journal article/consultancy report, poster and final project presentation. Review and reflect on your attainment of Engineers Australia's Stage One Competencies.		Share progress with advisor(s).
		Project Poster Due: Week 11 Friday (29 May 2020) 9:00 am AEST

Week 12 - 01 Jun 2020

Module/Topic	Chapter	Events and Submissions/Topic
Your journal article/consultancy report and reflections should be finalised this week. Present your findings at the CQU Engineering Showcase which is scheduled for Wednesday of week 12.		Share progress with advisor(s).
		Final Project Presentation Due: Week 12 Wednesday (3 June 2020) 1:00 pm AEST

Review/Exam Week - 08 Jun 2020

Module/Topic	Chapter	Events and Submissions/Topic
Submit your journal article/consultancy report and reflections for assessment.		Journal Article/Consultancy Report Due: Review/Exam Week Monday (8 June 2020) 9:00 am AEST

Exam Week - 15 Jun 2020

Module/Topic	Chapter	Events and Submissions/Topic
--------------	---------	------------------------------

Term Specific Information

If you are undertaking a project that requires a level of confidentiality then please be aware of the following points.
For the Planning Unit:

- Your assessment items will be read by your academic advisor.
- Your final project proposal will be read and marked by two academics other than your academic advisor.

For the Implementation Unit:

- You will present a Project Update Presentation to other students as well as academics in your discipline. You must not include confidential information in your presentation.
- Your draft Journal Article or Consultancy Report will be read and marked by your academic advisor.
- Your Project Poster will be displayed in public at the end of term at the CQU Engineering Showcase. You must not include any confidential information in your Project Poster.
- Your Final Project Presentation will be made at the CQU Engineering Showcase at the end of term. You must not include any confidential information in your presentation.
- Your Journal Article or Consultancy Report will be read and marked by two academics other than your academic advisor.

For both the Planning and Implementation Units

- If there are differences in judgement regarding student performance then your assessment items may be assessed by other academic staff at CQU.
- If you and/or your project sponsor are not comfortable with these conditions then it is advised that you find a different project and/or sponsor.
- Please be aware that all CQU academic staff are required to mark student work and to maintain confidentiality of that work.
- Additional information may be found in the documents in Moodle.

Assessment Tasks

1 Project Update Presentation

Assessment Type

Presentation

Task Description

Prepare a ten-minute presentation which updates your academic advisor and other academics on your project progress. Further guidance to the required content of your presentation is in Moodle.

Presentations are via Zoom software only (i.e. no on-campus presentations). If you are not familiar with Zoom software then please ensure you do familiarise yourself with Zoom software before this date. Ensure you are located somewhere with a good internet connection so we can see you as well as your presentation slides. Be prepared to answer questions about your project and take further advice and guidance from the audience.

Presentations are scheduled for Wednesday week 5, 1-3pm and 6-8pm. Preference to the evening time slot is given to students enrolled in distance mode. Please add your name to your preferred time within the spreadsheet at the link to the proposed schedule in Moodle. Please note that access to the spreadsheet is by using your CQU email address and password (not your personal Gmail account).

You are expected to watch the other students presentations in your session so you can learn about presenting projects more effectively, from other students presentations as well as from the feedback and comments that other students receive.

Advice and guidance will be given verbally immediately after your presentation. Please take your own notes. A mark will be awarded in Moodle.

Assessment Due Date

Week 5 Wednesday (8 Apr 2020) 1:00 pm AEST

Return Date to Students

Week 6 Monday (20 Apr 2020)

Advice and guidance will be given verbally immediately after your presentation. Please take your own notes. A mark will be awarded in Moodle.

Weighting

10%

Minimum mark or grade

1%

Assessment Criteria

Accuracy and clarity of presentation slides.

Appropriateness of presentation.

Duration of presentation.

Communication of progress to date.

Answer any questions appropriately.

Performance guidelines for the assessment criteria will be available in Moodle.

Referencing Style

- [Harvard \(author-date\)](#)
- [Turabian](#)

Submission

No submission method provided.

Submission Instructions

No submission required. Just deliver your presentation at the scheduled time.

Learning Outcomes Assessed

- Implement the project plan prepared in the Planning unit in consultation with and guidance from your project advisor(s)
- Communicate preliminary results to project advisor(s) promptly to solicit timely and constructive feedback

Graduate Attributes

- Communication
- Problem Solving
- Critical Thinking
- Information Literacy
- Team Work
- Information Technology Competence
- Cross Cultural Competence
- Ethical practice

2 Draft Journal Article /Consultancy Report

Assessment Type

Written Assessment

Task Description

Prepare a draft of your journal article/consultancy report (12-20 pages recommended length) which needs to include any preliminary results from your project work.

Formatting guidelines are in Moodle

Assessment Due Date

Week 8 Monday (4 May 2020) 9:00 am AEST

Return Date to Students

Week 10 Monday (18 May 2020)

Weighting

10%

Minimum mark or grade

1%

Assessment Criteria

Accuracy and clarity of written document.

Appropriateness of content.

Performance guidelines for the assessment criteria will be available in Moodle.

Referencing Style

- [Harvard \(author-date\)](#)
- [Turabian](#)

Submission

Online

Learning Outcomes Assessed

- Implement the project plan prepared in the Planning unit in consultation with and guidance from your project advisor(s)
- Communicate preliminary results to project advisor(s) promptly to solicit timely and constructive feedback

Graduate Attributes

- Communication
- Problem Solving
- Critical Thinking
- Information Literacy
- Team Work
- Information Technology Competence
- Cross Cultural Competence
- Ethical practice

3 Project Poster

Assessment Type

Written Assessment

Task Description

Prepare a poster (in portrait orientation) which communicates your project results to the wider community. There is a template in Moodle at A3 size - please be aware that the poster will be printed at A1 size so please choose appropriate size fonts and images. If you submit by the due day and time then CQU will arrange for the poster to be printed at A1 size on the campus at which you present your final project presentation.

Assessment Due Date

Week 11 Friday (29 May 2020) 9:00 am AEST

Return Date to Students

Exam Week Monday (15 June 2020)

Weighting

10%

Minimum mark or grade

1%

Assessment Criteria

Accuracy and clarity of poster.

Appropriateness of poster for communication of project results.

Performance guidelines for the assessment criteria will be available in Moodle.

Referencing Style

- [Harvard \(author-date\)](#)
- [Turabian](#)

Submission

Online

Learning Outcomes Assessed

- Prepare professional project documents that convey the processes and outcomes of your project
- Communicate your project outcomes to project advisor(s), other stakeholders and the wider community.

Graduate Attributes

- Communication
- Problem Solving
- Critical Thinking
- Information Literacy
- Team Work
- Information Technology Competence

- Cross Cultural Competence
- Ethical practice

4 Final Project Presentation

Assessment Type

Presentation

Task Description

Prepare a ten-minute presentation which reviews your project and project outcomes. Deliver your presentation at the CQU Engineering Showcase on Wednesday week 12. Students are required to present their final project presentation in-person at one of the CQU Engineering campuses in Queensland; i.e. Bundaberg, Cairns City, Gladstone Marina, Mackay Ooralea or Rockhampton North. Students can decide to present at their campus of enrolment and/or at the campus at which their academic advisor is located (if in QLD). A form will be made available in Moodle for students to indicate which campus they will present at. No extensions are possible - if you miss your presentation then you will be rescheduled to present at the following Engineering Showcase in the next term of offering.

Assessment Due Date

Week 12 Wednesday (3 June 2020) 1:00 pm AEST

Return Date to Students

Exam Week Monday (15 June 2020)

Weighting

10%

Minimum mark or grade

50%

Assessment Criteria

Accuracy and clarity of presentation slides.

Appropriateness of presentation.

Duration of presentation.

Communication of project results.

Answer any questions appropriately.

Performance guidelines for the assessment criteria will be available in Moodle.

Referencing Style

- [Harvard \(author-date\)](#)
- [Turabian](#)

Submission

No submission method provided.

Submission Instructions

No submission required. Just deliver your presentation at the scheduled time.

Learning Outcomes Assessed

- Apply and reflect on Engineers Australia's Stage One Competencies for Engineering Technologists to the planning and implementation phases of engineering projects
- Think critically, demonstrate sound analysis and make rational judgements and decisions in the implementation phases of your project
- Communicate your project outcomes to project advisor(s), other stakeholders and the wider community.

Graduate Attributes

- Communication
- Problem Solving
- Critical Thinking
- Information Literacy
- Team Work
- Information Technology Competence
- Cross Cultural Competence
- Ethical practice

5 Journal Article/Consultancy Report

Assessment Type

Thesis/Dissertation

Task Description

1. Prepare a journal article or consultancy report which communicates your project results effectively in consideration of the intended readership (12-20 pages recommended maximum length)
2. Reflect on your achievement of Engineers Australia's Stage One Competencies through the context of your final year project (2 pages maximum)

Submit as one document in Moodle.

Formatting guidelines are in Moodle.

Further guidance and other resources are available in Moodle.

Assessment Due Date

Review/Exam Week Monday (8 June 2020) 9:00 am AEST

Submit as one document in Moodle

Return Date to Students

At certification of grades

Weighting

60%

Minimum mark or grade

50%

Assessment Criteria

Accuracy and clarity of report and reflections

Appropriateness of report and reflections

Performance guidelines for the assessment criteria will be available in Moodle.

Referencing Style

- [Harvard \(author-date\)](#)
- [Turabian](#)

Submission

Online

Submission Instructions

Submit as one PDF document.

Learning Outcomes Assessed

- Apply and reflect on Engineers Australia's Stage One Competencies for Engineering Technologists to the planning and implementation phases of engineering projects
- Think critically, demonstrate sound analysis and make rational judgements and decisions in the implementation phases of your project
- Prepare professional project documents that convey the processes and outcomes of your project

Graduate Attributes

- Communication
- Problem Solving
- Critical Thinking
- Information Literacy
- Team Work
- Information Technology Competence
- Cross Cultural Competence
- Ethical practice

Academic Integrity Statement

As a CQUniversity student you are expected to act honestly in all aspects of your academic work.

Any assessable work undertaken or submitted for review or assessment must be your own work. Assessable work is any type of work you do to meet the assessment requirements in the unit, including draft work submitted for review and feedback and final work to be assessed.

When you use the ideas, words or data of others in your assessment, you must thoroughly and clearly acknowledge the source of this information by using the correct referencing style for your unit. Using others' work without proper acknowledgement may be considered a form of intellectual dishonesty.

Participating honestly, respectfully, responsibly, and fairly in your university study ensures the CQUniversity qualification you earn will be valued as a true indication of your individual academic achievement and will continue to receive the respect and recognition it deserves.

As a student, you are responsible for reading and following CQUniversity's policies, including the [Student Academic Integrity Policy and Procedure](#). This policy sets out CQUniversity's expectations of you to act with integrity, examples of academic integrity breaches to avoid, the processes used to address alleged breaches of academic integrity, and potential penalties.

What is a breach of academic integrity?

A breach of academic integrity includes but is not limited to plagiarism, self-plagiarism, collusion, cheating, contract cheating, and academic misconduct. The Student Academic Integrity Policy and Procedure defines what these terms mean and gives examples.

Why is academic integrity important?

A breach of academic integrity may result in one or more penalties, including suspension or even expulsion from the University. It can also have negative implications for student visas and future enrolment at CQUniversity or elsewhere. Students who engage in contract cheating also risk being blackmailed by contract cheating services.

Where can I get assistance?

For academic advice and guidance, the [Academic Learning Centre \(ALC\)](#) can support you in becoming confident in completing assessments with integrity and of high standard.

What can you do to act with integrity?



Be Honest

If your assessment task is done by someone else, it would be dishonest of you to claim it as your own



Seek Help

If you are not sure about how to cite or reference in essays, reports etc, then seek help from your lecturer, the library or the Academic Learning Centre (ALC)



Produce Original Work

Originality comes from your ability to read widely, think critically, and apply your gained knowledge to address a question or problem