



ENTG13002 Engineering Technology Project Planning

Term 2 - 2017

Profile information current as at 28/04/2024 05:36 pm

All details in this unit profile for ENTG13002 have been officially approved by CQUniversity and represent a learning partnership between the University and you (our student). The information will not be changed unless absolutely necessary and any change will be clearly indicated by an approved correction included in the profile.

General Information

Overview

As a student in the final year of your Bachelor of Engineering Technology course, you will work independently to plan a project that allows you to demonstrate technical and professional capabilities (Engineers Australia's Stage One Competencies) expected of graduating engineering technologists. You will conduct research, demonstrate critical thinking and document sound analysis, decision-making and judgement to support your project. You will work and learn autonomously, prepare and adhere to work and reporting schedules, communicate progress, and prepare formal and informal project documents. You will define and scope your project, apply technical knowledge, assess safety and risks and prepare a proposal and plan for implementing the project in the following implementation unit. Note: Before enrolment can be accepted, you must confirm with the unit coordinator that you have identified a suitable project, obtained an academic adviser and have completed all relevant units in prior years of the course.

Details

Career Level: *Undergraduate*

Unit Level: *Level 3*

Credit Points: 6

Student Contribution Band: 8

Fraction of Full-Time Student Load: 0.125

Pre-requisites or Co-requisites

COND: Completion of all prior units in the nominal course structure - to be checked by Head of Course or Unit Coordinator during facilitation of the enrolment process.

Important note: Students enrolled in a subsequent unit who failed their pre-requisite unit, should drop the subsequent unit before the census date or within 10 working days of Fail grade notification. Students who do not drop the unit in this timeframe cannot later drop the unit without academic and financial liability. See details in the [Assessment Policy and Procedure \(Higher Education Coursework\)](#).

Offerings For Term 2 - 2017

- Distance

Attendance Requirements

All on-campus students are expected to attend scheduled classes - in some units, these classes are identified as a mandatory (pass/fail) component and attendance is compulsory. International students, on a student visa, must maintain a full time study load and meet both attendance and academic progress requirements in each study period (satisfactory attendance for International students is defined as maintaining at least an 80% attendance record).

Website

[This unit has a website, within the Moodle system, which is available two weeks before the start of term. It is important that you visit your Moodle site throughout the term. Please visit Moodle for more information.](#)

Class and Assessment Overview

Recommended Student Time Commitment

Each 6-credit Undergraduate unit at CQUniversity requires an overall time commitment of an average of 12.5 hours of study per week, making a total of 150 hours for the unit.

Class Timetable

[Regional Campuses](#)

Bundaberg, Cairns, Emerald, Gladstone, Mackay, Rockhampton, Townsville

[Metropolitan Campuses](#)

Adelaide, Brisbane, Melbourne, Perth, Sydney

Assessment Overview

1. **Written Assessment**

Weighting: 10%

2. **Written Assessment**

Weighting: 20%

3. **Written Assessment**

Weighting: 20%

4. **Written Assessment**

Weighting: 50%

Assessment Grading

This is a graded unit: your overall grade will be calculated from the marks or grades for each assessment task, based on the relative weightings shown in the table above. You must obtain an overall mark for the unit of at least 50%, or an overall grade of 'pass' in order to pass the unit. If any 'pass/fail' tasks are shown in the table above they must also be completed successfully ('pass' grade). You must also meet any minimum mark requirements specified for a particular assessment task, as detailed in the 'assessment task' section (note that in some instances, the minimum mark for a task may be greater than 50%). Consult the [University's Grades and Results Policy](#) for more details of interim results and final grades.

CQUniversity Policies

All University policies are available on the [CQUniversity Policy site](#).

You may wish to view these policies:

- Grades and Results Policy
- Assessment Policy and Procedure (Higher Education Coursework)
- Review of Grade Procedure
- Student Academic Integrity Policy and Procedure
- Monitoring Academic Progress (MAP) Policy and Procedure – Domestic Students
- Monitoring Academic Progress (MAP) Policy and Procedure – International Students
- Student Refund and Credit Balance Policy and Procedure
- Student Feedback – Compliments and Complaints Policy and Procedure
- Information and Communications Technology Acceptable Use Policy and Procedure

This list is not an exhaustive list of all University policies. The full list of University policies are available on the [CQUniversity Policy site](#).

Previous Student Feedback

Feedback, Recommendations and Responses

Every unit is reviewed for enhancement each year. At the most recent review, the following staff and student feedback items were identified and recommendations were made.

Feedback from Self-reflection and student feedback

Feedback

Assessment items with written feedback are not being returned to students in a consistent and timely manner by the Engineering teaching team.

Recommendation

Unit Coordinator and Head of Course will continue to ask Engineering Academics to provide feedback in a timely manner through calendar reminders, emails, and phone calls. An alternative marking process will be investigated using Google Forms which makes marking easier for the academic and will make tracking of the marking process easier for the Unit Coordinator.

Unit Learning Outcomes

On successful completion of this unit, you will be able to:





















1. Apply a substantial degree of the Engineers Australia's Stage One Competencies for Engineering Technologists to the planning phases of an engineering project.
2. Prepare a project scope with your advisers that includes a project definition, identification of project stakeholders and expected timing of milestones and deliverables.
3. Research critical areas of your project by evaluating and extracting information from reputable sources and relevant authorities.
4. Identify the tasks required for the implementation phases, including application of appropriate technical capabilities developed in preceding units of study, and integration with new capabilities necessary to form a comprehensive project plan.
5. Prepare a project proposal that justifies the continuation of the project into the implementation phases.

By undertaking this unit and the follow-on Implementation unit students will demonstrate Engineers Australia's Stage One Competencies for Engineering Technologists to a substantial degree.

































Alignment of Learning Outcomes, Assessment and Graduate Attributes

 N/A Level	 Introductory Level	 Intermediate Level	 Graduate Level	 Professional Level	 Advanced Level
---------------------------------------------------------------------------------------------	------------------------------------------------------------------------------------------------------	------------------------------------------------------------------------------------------------------	--------------------------------------------------------------------------------------------------	------------------------------------------------------------------------------------------------------	--------------------------------------------------------------------------------------------------

Alignment of Assessment Tasks to Learning Outcomes

Assessment Tasks	Learning Outcomes				
	1	2	3	4	5
1 - Communication					
2 - Problem Solving					
3 - Critical Thinking					
4 - Information Literacy					
5 - Team Work					
6 - Information Technology Competence					
7 - Cross Cultural Competence					
8 - Ethical practice					
9 - Social Innovation					
10 - Aboriginal and Torres Strait Islander Cultures					

Alignment of Assessment Tasks to Graduate Attributes

Assessment Tasks	Graduate Attributes									
	1	2	3	4	5	6	7	8	9	10
1 - Written Assessment - 10%										
2 - Written Assessment - 20%										
3 - Written Assessment - 20%										
4 - Written Assessment - 50%										

Textbooks and Resources

Textbooks

ENTG13002

Supplementary

The Thinker's Guide to Engineering Reasoning

Edition: 2nd (2013)

Authors: Richard Paul, Dr. Robert Niewoehner and Linda Elder

Foundation for Critical Thinking

Tomales , CA , USA

ISBN: 978-0-9857544-1-9

Binding: Paperback

Additional Textbook Information

May also be available as Kindle edition.

<http://www.criticalthinking.org/store/products/engineering-reasoning-2nd-edition/232>

[View textbooks at the CQUniversity Bookshop](#)

IT Resources

You will need access to the following IT resources:

- CQUniversity Student Email
- Internet
- Unit Website (Moodle)
- Presentation software such as MS Powerpoint
- Project management software such as MS Project
- Software specific to project
- Word processing software such as MS Word

Referencing Style

All submissions for this unit must use the referencing styles below:

- [Harvard \(author-date\)](#)
- [Turabian](#)

For further information, see the Assessment Tasks.

Teaching Contacts

Justin Hyde Unit Coordinator

j.hyde@cqu.edu.au

Schedule

Week 1 - 10 Jul 2017

Module/Topic	Chapter	Events and Submissions/Topic
Commence researching your project.		Share progress with adviser(s)

Week 2 - 17 Jul 2017

Module/Topic	Chapter	Events and Submissions/Topic
Start preparing your project scope. There is a scope template in Moodle.		Share progress with adviser(s)

Week 3 - 24 Jul 2017

Module/Topic	Chapter	Events and Submissions/Topic
Check assessment criteria sheet for guidance on your scope.		Share progress with adviser(s)

Week 4 - 31 Jul 2017

Module/Topic	Chapter	Events and Submissions/Topic
Invite your academic adviser to formally provide advice by submitting your project scope.		Share progress with adviser(s)
		Project Scope Due: Week 4 Monday (31 July 2017) 9:00 am AEST

Week 5 - 07 Aug 2017

Module/Topic	Chapter	Events and Submissions/Topic
Continue developing your literature review and proposed project methodology.		Share progress with adviser(s)

Vacation Week - 14 Aug 2017

Module/Topic	Chapter	Events and Submissions/Topic
Check assessment criteria sheet for guidance on your literature review.		Share progress with adviser(s)

Week 6 - 21 Aug 2017

Module/Topic	Chapter	Events and Submissions/Topic
Invite your academic adviser to formally provide advice by submitting your literature review.		Share progress with adviser(s)
		Literature Review Due: Week 6 Monday (21 Aug 2017) 9:00 am AEST

Week 7 - 28 Aug 2017

Module/Topic	Chapter	Events and Submissions/Topic
Continue developing your proposed project methodology.		Share progress with adviser(s)

Week 8 - 04 Sep 2017

Module/Topic	Chapter	Events and Submissions/Topic
Check assessment criteria sheet for guidance on your proposed project methodology.		Share progress with adviser(s)

Week 9 - 11 Sep 2017

Module/Topic	Chapter	Events and Submissions/Topic
Invite your academic adviser to formally provide advice by submitting your proposed project methodology.		Share progress with adviser(s)
		Proposed Project Methodology Due: Week 9 Monday (11 Sept 2017) 9:00 am AEST

Week 10 - 18 Sep 2017

Module/Topic	Chapter	Events and Submissions/Topic
Continue developing your project proposal. Review and reflect on your progress towards attainment of the CQU Graduate Capabilities for your discipline.		Share progress with adviser(s)

Week 11 - 25 Sep 2017

Module/Topic	Chapter	Events and Submissions/Topic
--------------	---------	------------------------------

Check assessment criteria sheet for guidance on your proposal and reflections.

Share progress with adviser(s)

Week 12 - 02 Oct 2017

Module/Topic	Chapter	Events and Submissions/Topic
Submit your proposal for official review.		Share progress with adviser(s) Portfolio Due: Week 12 Tuesday (3 Oct 2017) 9:00 am AEST

Review/Exam Week - 09 Oct 2017

Module/Topic	Chapter	Events and Submissions/Topic
--------------	---------	------------------------------

Exam Week - 16 Oct 2017

Module/Topic	Chapter	Events and Submissions/Topic
--------------	---------	------------------------------

Term Specific Information

If you intend to enrol in the follow-on project implementation unit in term 1 2018 then please ensure you are available on Tuesday 26th June 2018 for your GECon presentation.

Assessment Tasks

1 Project Scope

Assessment Type

Written Assessment

Task Description

After meeting(s) with your academic adviser and other project stakeholders where appropriate, prepare a project scope which includes the following sections:

1. Project aim and objectives
2. Project justification
3. Stakeholder identification and stakeholder communication plan
4. Anticipated resources required
5. Expected project milestones and deliverables

If you need further guidance then check in Moodle and /or ask questions in the Q&A forum.

Assessment Due Date

Week 4 Monday (31 July 2017) 9:00 am AEST

Return Date to Students

Monday (14 Aug 2017)

Weighting

10%

Minimum mark or grade

25%

Assessment Criteria

Your project scope must meet the minimum standard as described in the assessment criteria sheet in Moodle. The assessment criteria also specifies how you may achieve a higher mark for your project scope.

Referencing Style

- [Harvard \(author-date\)](#)
- [Turabian](#)

Submission

Online

Learning Outcomes Assessed

- Apply a substantial degree of the Engineers Australia's Stage One Competencies for Engineering Technologists to the planning phases of an engineering project.
- Prepare a project scope with your advisers that includes a project definition, identification of project stakeholders and expected timing of milestones and deliverables.

Graduate Attributes

- Communication
- Problem Solving
- Critical Thinking
- Information Literacy
- Team Work
- Information Technology Competence
- Cross Cultural Competence
- Ethical practice

2 Literature Review

Assessment Type

Written Assessment

Task Description

After meeting(s) with your academic adviser and other project stakeholders where appropriate, prepare a literature review suitable for your project. Check Moodle for further guidance, especially the CQU Library guide for Literature Reviews. For further guidance ask questions in the Q&A forum.

Assessment Due Date

Week 6 Monday (21 Aug 2017) 9:00 am AEST

Return Date to Students

Monday (4 Sept 2017)

Weighting

20%

Minimum mark or grade

25%

Assessment Criteria

Your literature review must meet the minimum standard as described in the assessment criteria sheet in Moodle. The assessment criteria also specifies how you may achieve a higher mark for your literature review.

Referencing Style

- [Harvard \(author-date\)](#)
- [Turabian](#)

Submission

Online

Learning Outcomes Assessed

- Apply a substantial degree of the Engineers Australia's Stage One Competencies for Engineering Technologists to the planning phases of an engineering project.
- Research critical areas of your project by evaluating and extracting information from reputable sources and relevant authorities.

Graduate Attributes

- Communication
- Problem Solving
- Critical Thinking
- Information Literacy
- Team Work
- Information Technology Competence
- Cross Cultural Competence
- Ethical practice

3 Proposed Project Methodology

Assessment Type

Written Assessment

Task Description

After meeting(s) with your academic adviser and other project stakeholders where appropriate, prepare a project methodology that will help you achieve the deliverables of your project. Check Moodle for further resources and guidance. Ask questions in the Q&A forum if necessary.

Assessment Due Date

Week 9 Monday (11 Sept 2017) 9:00 am AEST

Return Date to Students

Monday (25 Sept 2017)

Weighting

20%

Minimum mark or grade

25%

Assessment Criteria

Your proposed project methodology must meet the minimum standard as described in the assessment criteria sheet in Moodle. The assessment criteria also specifies how you may achieve a higher mark for your proposed project methodology.

Referencing Style

- [Harvard \(author-date\)](#)
- [Turabian](#)

Submission

Online

Learning Outcomes Assessed

- Apply a substantial degree of the Engineers Australia's Stage One Competencies for Engineering Technologists to the planning phases of an engineering project.
- Identify the tasks required for the implementation phases, including application of appropriate technical capabilities developed in preceding units of study, and integration with new capabilities necessary to form a comprehensive project plan.

Graduate Attributes

- Communication
- Problem Solving
- Critical Thinking
- Information Literacy
- Team Work
- Information Technology Competence
- Cross Cultural Competence
- Ethical practice

4 Portfolio

Assessment Type

Written Assessment

Task Description

Prepare a portfolio which includes the following compulsory components, submitted as separate documents:

- Project Proposal which justifies that your project may continue into the Implementation phases.
- Reflections on how on-track you are to achieving the CQU Graduate Capabilities for your discipline.

Your Project Proposal should be structured as follows:

- Title Page
- Summary
- Acknowledgments
- Table of Contents
- List of Figures

- List of Tables
- Glossary/Nomenclature
- Introduction to the Project and Proposal
- Literature Review
- Proposed Project Methodology
- Proposed Implementation Plan
- Risk Assessment
- Appendices as appropriate (please note that any appendices will not be graded)

Further guidance and resources are in Moodle.

Failure to include either portfolio component will result in a non-passing grade.

Assessment Due Date

Week 12 Tuesday (3 Oct 2017) 9:00 am AEST

Return Date to Students

Once marking and moderation have been completed

Weighting

50%

Minimum mark or grade

50%

Assessment Criteria

Your proposal must meet the minimum standard as described in the assessment criteria sheet in Moodle. The assessment criteria also specifies how you may achieve a higher mark for your proposal.

Referencing Style

- [Harvard \(author-date\)](#)
- [Turabian](#)

Submission

Online

Learning Outcomes Assessed

- Apply a substantial degree of the Engineers Australia's Stage One Competencies for Engineering Technologists to the planning phases of an engineering project.
- Prepare a project scope with your advisers that includes a project definition, identification of project stakeholders and expected timing of milestones and deliverables.
- Research critical areas of your project by evaluating and extracting information from reputable sources and relevant authorities.
- Identify the tasks required for the implementation phases, including application of appropriate technical capabilities developed in preceding units of study, and integration with new capabilities necessary to form a comprehensive project plan.
- Prepare a project proposal that justifies the continuation of the project into the implementation phases.

Graduate Attributes

- Communication
- Problem Solving
- Critical Thinking
- Information Literacy
- Team Work
- Information Technology Competence
- Cross Cultural Competence
- Ethical practice

Academic Integrity Statement

As a CQUniversity student you are expected to act honestly in all aspects of your academic work.

Any assessable work undertaken or submitted for review or assessment must be your own work. Assessable work is any type of work you do to meet the assessment requirements in the unit, including draft work submitted for review and feedback and final work to be assessed.

When you use the ideas, words or data of others in your assessment, you must thoroughly and clearly acknowledge the source of this information by using the correct referencing style for your unit. Using others' work without proper acknowledgement may be considered a form of intellectual dishonesty.

Participating honestly, respectfully, responsibly, and fairly in your university study ensures the CQUniversity qualification you earn will be valued as a true indication of your individual academic achievement and will continue to receive the respect and recognition it deserves.

As a student, you are responsible for reading and following CQUniversity's policies, including the [Student Academic Integrity Policy and Procedure](#). This policy sets out CQUniversity's expectations of you to act with integrity, examples of academic integrity breaches to avoid, the processes used to address alleged breaches of academic integrity, and potential penalties.

What is a breach of academic integrity?

A breach of academic integrity includes but is not limited to plagiarism, self-plagiarism, collusion, cheating, contract cheating, and academic misconduct. The Student Academic Integrity Policy and Procedure defines what these terms mean and gives examples.

Why is academic integrity important?

A breach of academic integrity may result in one or more penalties, including suspension or even expulsion from the University. It can also have negative implications for student visas and future enrolment at CQUniversity or elsewhere. Students who engage in contract cheating also risk being blackmailed by contract cheating services.

Where can I get assistance?

For academic advice and guidance, the [Academic Learning Centre \(ALC\)](#) can support you in becoming confident in completing assessments with integrity and of high standard.

What can you do to act with integrity?



Be Honest

If your assessment task is done by someone else, it would be dishonest of you to claim it as your own



Seek Help

If you are not sure about how to cite or reference in essays, reports etc, then seek help from your lecturer, the library or the Academic Learning Centre (ALC)



Produce Original Work

Originality comes from your ability to read widely, think critically, and apply your gained knowledge to address a question or problem