



# MEDS12006 *Ultrasound in Obstetrics and Gynaecology 1*

## Term 2 - 2018

Profile information current as at 15/05/2024 06:10 pm

All details in this unit profile for MEDS12006 have been officially approved by CQUUniversity and represent a learning partnership between the University and you (our student). The information will not be changed unless absolutely necessary and any change will be clearly indicated by an approved correction included in the profile.

## General Information

### Overview

This unit introduces you to obstetric and non-gravid pelvic ultrasound. In this unit you will build upon your anatomical knowledge of the pelvis to include the anatomy of the gravid pelvis. You will study the sonographic appearance, techniques and procedures applicable to pathology of the non-gravid pelvis, including techniques for communicating your findings. You will be introduced to fetal development and the sonographic appearance of the gravid pelvis. You will identify family-centred care strategies employed in the care of the obstetric patient and the ethical, medico-legal and professional issues relevant to safe practice.

### Details

Career Level: *Undergraduate*

Unit Level: *Level 2*

Credit Points: 6

Student Contribution Band: 8

Fraction of Full-Time Student Load: 0.125

### Pre-requisites or Co-requisites

Pre-requisites: MEDS12002 Abdominal Ultrasound and MEDS12003 Superficial Structures in Ultrasound

Important note: Students enrolled in a subsequent unit who failed their pre-requisite unit, should drop the subsequent unit before the census date or within 10 working days of Fail grade notification. Students who do not drop the unit in this timeframe cannot later drop the unit without academic and financial liability. See details in the [Assessment Policy and Procedure \(Higher Education Coursework\)](#).

### Offerings For Term 2 - 2018

- Brisbane
- Mackay
- Melbourne
- Perth
- Sydney

### Attendance Requirements

All on-campus students are expected to attend scheduled classes – in some units, these classes are identified as a mandatory (pass/fail) component and attendance is compulsory. International students, on a student visa, must maintain a full time study load and meet both attendance and academic progress requirements in each study period (satisfactory attendance for International students is defined as maintaining at least an 80% attendance record).

### Website

[This unit has a website, within the Moodle system, which is available two weeks before the start of term. It is important that you visit your Moodle site throughout the term. Please visit Moodle for more information.](#)

## Class and Assessment Overview

### Recommended Student Time Commitment

Each 6-credit Undergraduate unit at CQUniversity requires an overall time commitment of an average of 12.5 hours of study per week, making a total of 150 hours for the unit.

### Class Timetable

#### [Regional Campuses](#)

Bundaberg, Cairns, Emerald, Gladstone, Mackay, Rockhampton, Townsville

#### [Metropolitan Campuses](#)

Adelaide, Brisbane, Melbourne, Perth, Sydney

### Assessment Overview

#### 1. **Online Quiz(zes)**

Weighting: 10%

#### 2. **Group Work**

Weighting: 30%

#### 3. **Examination**

Weighting: 60%

### Assessment Grading

This is a graded unit: your overall grade will be calculated from the marks or grades for each assessment task, based on the relative weightings shown in the table above. You must obtain an overall mark for the unit of at least 50%, or an overall grade of 'pass' in order to pass the unit. If any 'pass/fail' tasks are shown in the table above they must also be completed successfully ('pass' grade). You must also meet any minimum mark requirements specified for a particular assessment task, as detailed in the 'assessment task' section (note that in some instances, the minimum mark for a task may be greater than 50%). Consult the [University's Grades and Results Policy](#) for more details of interim results and final grades.

## CQUniversity Policies

**All University policies are available on the [CQUniversity Policy site](#).**

You may wish to view these policies:

- Grades and Results Policy
- Assessment Policy and Procedure (Higher Education Coursework)
- Review of Grade Procedure
- Student Academic Integrity Policy and Procedure
- Monitoring Academic Progress (MAP) Policy and Procedure – Domestic Students
- Monitoring Academic Progress (MAP) Policy and Procedure – International Students
- Student Refund and Credit Balance Policy and Procedure
- Student Feedback – Compliments and Complaints Policy and Procedure
- Information and Communications Technology Acceptable Use Policy and Procedure

This list is not an exhaustive list of all University policies. The full list of University policies are available on the [CQUniversity Policy site](#).

## Previous Student Feedback

### Feedback, Recommendations and Responses

Every unit is reviewed for enhancement each year. At the most recent review, the following staff and student feedback items were identified and recommendations were made.

#### Feedback from Student evaluation

##### Feedback

Some students disgruntled with group work due to some members not pulling their weight.

##### Recommendation

Provide some further scaffolding and suggestions for doing group work. Particularly suggest that initial research of topic via literature searches is done by ALL group members so that appropriate content is included.

## Unit Learning Outcomes

**On successful completion of this unit, you will be able to:**

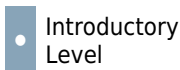
1. Identify anatomical structures of the pelvis.
2. Differentiate the aetiology of female pelvic and fetal disease in relation to sonographic appearance.
3. Critically evaluate clinical data to communicate a differential diagnosis.
4. Evaluate gynaecological and obstetric imaging in relation to safe practice.

Australasian Sonography Association Competency Standards for the Entry Level Sonographer Units: 1-5, 10

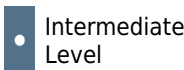
## Alignment of Learning Outcomes, Assessment and Graduate Attributes



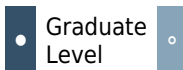
N/A  
Level




Introductory  
Level



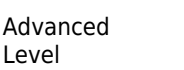
Intermediate  
Level



Graduate  
Level



Professional  
Level



Advanced  
Level

### Alignment of Assessment Tasks to Learning Outcomes

Assessment Tasks	Learning Outcomes			
	1	2	3	4
1 - Online Quiz(zes) - 10%	•	•		•
2 - Group Work - 30%		•		•
3 - Examination - 60%	•	•	•	•

### Alignment of Graduate Attributes to Learning Outcomes

Graduate Attributes	Learning Outcomes			
	1	2	3	4
1 - Communication	•	•	•	•
2 - Problem Solving	•	•	•	•
3 - Critical Thinking			•	

Graduate Attributes	Learning Outcomes			
	1	2	3	4
4 - Information Literacy	•	•	•	•
5 - Team Work		•	•	
6 - Information Technology Competence		•		
7 - Cross Cultural Competence				•
8 - Ethical practice				•
9 - Social Innovation				
10 - Aboriginal and Torres Strait Islander Cultures				

## Alignment of Assessment Tasks to Graduate Attributes

Assessment Tasks	Graduate Attributes									
	1	2	3	4	5	6	7	8	9	10
1 - Online Quiz(zes) - 10%	•	•		•						
2 - Group Work - 30%	•	•	•	•	•	•	•	•		
3 - Examination - 60%	•	•					•	•		

## Textbooks and Resources

### Textbooks

MEDS12006

#### Supplementary

#### Callen's Ultrasonography in Obstetrics and Gynecology

Edition: 6th (2017)

Authors: Norton, M.E., Scoutt, L.M., & Feldstein, V.A.

Elsevier

Philadelphia , PA , USA

ISBN: 978-0-323-32834-0

Binding: Hardcover

#### Additional Textbook Information

There are no *prescribed* text books for this unit, the above text is suggested only. Please see a longer list of suggested resources provided on the Moodle site for this unit.

### IT Resources

#### You will need access to the following IT resources:

- CQUniversity Student Email
- Internet
- Unit Website (Moodle)

## Referencing Style

All submissions for this unit must use the referencing style: [Vancouver](#)  
For further information, see the Assessment Tasks.

## Teaching Contacts

**Deanne Chester** Unit Coordinator  
[d.chester@cqu.edu.au](mailto:d.chester@cqu.edu.au)

## Schedule

### Week 1 - 09 Jul 2018

Module/Topic	Chapter	Events and Submissions/Topic
Introduction to the female reproductive system: normal anatomy and physiology	Weekly readings to complement lecture content will be provided on the unit Moodle site	

### Week 2 - 16 Jul 2018

Module/Topic	Chapter	Events and Submissions/Topic
Embryonic development and congenital anomalies of the female reproductive system	Weekly readings to complement lecture content will be provided on the unit Moodle site	

### Week 3 - 23 Jul 2018

Module/Topic	Chapter	Events and Submissions/Topic
Ultrasound examination of the female pelvis, including basic Doppler techniques	Weekly readings to complement lecture content will be provided on the unit Moodle site	

### Week 4 - 30 Jul 2018

Module/Topic	Chapter	Events and Submissions/Topic
Ultrasound appearance of normal female reproductive organs	Weekly readings to complement lecture content will be provided on the unit Moodle site	

### Week 5 - 06 Aug 2018

Module/Topic	Chapter	Events and Submissions/Topic
Benign disease of the female pelvis	Weekly readings to complement lecture content will be provided on the unit Moodle site	Summative assessment (graded): Mid term Moodle quiz <b>opens</b> 10/08/2018 4PM AEST

### Vacation Week - 13 Aug 2018

Module/Topic	Chapter	Events and Submissions/Topic
		First Self and Peer Assessment (SPA): <b>opens</b> 20/08/2018 9AM AEST

### Week 6 - 20 Aug 2018

Module/Topic	Chapter	Events and Submissions/Topic
Malignant disease of the uterus and cervix	Weekly readings to complement lecture content will be provided on the unit Moodle site	First Self and Peer Assessment (SPA) due: <b>closes</b> 24/08/2018 4PM AEST

### Week 7 - 27 Aug 2018

Module/Topic	Chapter	Events and Submissions/Topic

Malignant disease of the ovary	Weekly readings to complement lecture content will be provided on the unit Moodle site	Mid-term Moodle quiz <b>closes</b> 27/08/2018 9AM AEST
--------------------------------	--	---

#### Week 8 - 03 Sep 2018

Module/Topic	Chapter	Events and Submissions/Topic
Pelvic inflammatory disease, endometriosis and ultrasound assisted procedures of the female reproductive organs	Weekly readings to complement lecture content will be provided on the unit Moodle site	

#### Week 9 - 10 Sep 2018

Module/Topic	Chapter	Events and Submissions/Topic
Introduction to obstetric ultrasound & embryology	Weekly readings to complement lecture content will be provided on the unit Moodle site	Final Self and Peer Assessment (SPA): <b>opens</b> 17/09/2018 9AM AEST  <b>Recorded Oral Presentation</b> Due: Week 9 Friday (14 Sept 2018) 4:00 pm AEST

#### Week 10 - 17 Sep 2018

Module/Topic	Chapter	Events and Submissions/Topic
The first trimester ultrasound examination	Weekly readings to complement lecture content will be provided on the unit Moodle site	Final Self and Peer Assessment (SPA) due: <b>closes</b> 21/09/2018 4PM AEST

#### Week 11 - 24 Sep 2018

Module/Topic	Chapter	Events and Submissions/Topic
Ultrasound assessment of ectopic pregnancy and other first trimester complications	Weekly readings to complement lecture content will be provided on the unit Moodle site	Summative assessment (graded): end of term Moodle quiz <b>opens</b> 28/09/2018 4PM AEST

#### Week 12 - 01 Oct 2018

Module/Topic	Chapter	Events and Submissions/Topic
The nuchal translucency screening test and other first trimester screening techniques	Weekly readings to complement lecture content will be provided on the unit Moodle site	

#### Review/Exam Week - 08 Oct 2018

Module/Topic	Chapter	Events and Submissions/Topic
		End of term Moodle quiz <b>closes</b> 08/10/2018 9AM AEST  <b>Online Quiz(zes)</b> Due: Review/Exam Week Monday (8 Oct 2018) 9:00 am AEST

#### Exam Week - 15 Oct 2018

Module/Topic	Chapter	Events and Submissions/Topic
		Summative assessment (graded): Final examination

## Term Specific Information

### Unit coordinator details:

The unit coordinator for MEDS12006 is Deanne Chester. The best way to contact me is via email at d.chester@cqu.edu.au. My office number is 07 3295 1175 but I often have sonography lab commitments and am away from my desk. It is often best to email and request a scheduled meeting (over the phone, via Zoom or in person) if necessary.

### Additional unit information:

Access to the internet is required to undertake this unit, as unit materials, tutorials and updates will be provided via Moodle, email and Zoom.

Zoom tutorials (live) will be weekly, and a schedule provided for you on the unit Moodle site. Tutorials are recorded for later perusal.

Weekly resources may include access to relevant websites, activities and readings. To give yourself the best chance of success with this unit please ensure that you undertake all the additional readings and activities that are provided to you. There will be several opportunities for formative assessment and feedback during the term.

## Assessment Tasks

### 1 Online Quiz(zes)

#### Assessment Type

Online Quiz(zes)

#### Task Description

##### Moodle online quiz activity - summative

Each health profession possesses a body of knowledge, the fundamentals of which must be learnt and understood. This unit provides concepts relevant to the sonographer scope of practice and accreditation requirements which you will build upon in your future clinical capacity.

You will complete TWO online quizzes to assess your concept knowledge.

A mid term Moodle quiz (assessing content from weeks 1-5) and an end of term Moodle quiz (assessing content from weeks 6-11) will be part of the graded assessment for this unit.

1. Each quiz will have 20 multiple choice questions to be completed in a 20 minute time limit.
2. You will only receive one attempt at each quiz, once started the quiz cannot be paused or restarted
3. Your score from each quiz will contribute 5% to your final grade (2 quizzes x 5% = 10%)

As with all other university assessments, colluding with other students on non-group work tasks is considered academic misconduct, and may lead to action being taken by the Deputy Dean of Learning and Teaching HMAS.

#### Number of Quizzes

2

#### Frequency of Quizzes

Other

#### Assessment Due Date

Review/Exam Week Monday (8 Oct 2018) 9:00 am AEST

Mid-term quiz open from FRIDAY 10/08/2018 4PM AEST and closes on MONDAY 27/08/2018 9AM AEST. End-of-term quiz open from FRIDAY 28/09/2018 4PM AEST and closes on MONDAY 08/10/2018 9AM AEST.

#### Return Date to Students

Review/Exam Week Friday (12 Oct 2018)

Results released when all students have completed quizzes

#### Weighting

10%

#### Assessment Criteria

Your critical thinking and content recall will be assessed with this assessment item.

Questions will be automatically marked correct or incorrect.

The maximum score (40) that can be accumulated from the two Moodle quizzes equals 10% of the total unit marks.

#### Referencing Style

- [Vancouver](#)

## Submission

Online

## Submission Instructions

via unit Moodle site

## Learning Outcomes Assessed

- Identify anatomical structures of the pelvis.
- Differentiate the aetiology of female pelvic and fetal disease in relation to sonographic appearance.
- Evaluate gynaecological and obstetric imaging in relation to safe practice.

## Graduate Attributes

- Communication
- Problem Solving
- Information Literacy

## 2 Recorded Oral Presentation

### Assessment Type

Group Work

### Task Description

Employer feedback rates the ability to work in a team as the most desirable employee attribute. This is particularly notable in the health professions which work predominantly in teams to promote good practice and reduce medical errors. For this assessment task you will work as a group to achieve the task outcome. This task is designed to give you experience in preparing and delivering an in-house lecture to fellow colleagues in your future career as a clinical sonographer, and as such, part of the assessment task and criteria is for your group to decide, after a thorough examination of the available literature, what content you will include.

You will be allocated to a group for this assessment task and together you will choose a topic related to the female reproductive system, from a list provided on the Moodle site. All students in your group will be enrolled at the same campus. Ideally groups will contain four students, but this will depend on student enrollment numbers at each campus. A draft group allocation will be provided on 16 July (Monday of week 2). This will be subject to minor changes until census date on 31 July (Tuesday of week 4).

### There are two components to this assessment:

- Part A: Recorded Oral Presentation on your chosen topic (Group Component)
- Part B: SPA survey (Individual Component)

### Part A

**As a group** you are to perform relevant literature searches about your topic, then collate, discuss and edit the information, and prepare an oral presentation to be recorded and submitted for marking. All group members are to be involved in both preparation and recording of the presentation. Your preparation will utilise computer generated slides with voice-over recording (eg Microsoft PowerPoint) as a *minimum* requirement.

Your target audience is your fellow MEDS12006 students. Your objective is to teach student sonographers about your topic. Keep the presentation relevant to sonographic imaging and what a new sonographer will need to know.

The group presentation should:

- Demonstrate adequate research from relevant literature sources, with collation of important key points presented in a logical format
- Use correct technical terms and have slides free from spelling, grammatical and formatting errors
- Include appropriate information, diagrams and ultrasound images pertaining to the key points of the presentation and at a suitable level for the target audience
- Engage the audience and demonstrate a degree of creativity
- Demonstrate confident speakers (voice and body language) who are clearly audible
- Use Vancouver referencing style in-text, and for any images and diagrams included
- Provide a correctly formatted reference list as the last slide/s of the presentation
- Be a maximum of 10 minutes duration and include active roles by all group members

**Group work is working together to produce a collaborative product.** Do not simply work next to each other, as this leaves different group members solely responsible for certain aspects of the submitted product. It is very important that each group member is across all aspects of the assessment. The results are GROUP marks, so if you wish to ensure the best possible mark, you need to be satisfied that all group members are producing quality work before the assessment is submitted and marked.

### Part B

Self and Peer Assessment (SPA) will be undertaken in weeks 6 and 10 to assess each member's contribution to the group work. You will be sent an email link to complete the SPA 10 question survey. In confidence, each person within a group



will score themselves and their team mates on their degree of contribution to the team work process. The average of your assessment by your peers will form your mark for this part of the assessment.

Please ensure you also watch the Assessment Video provided on the unit Moodle site.

You can also watch an [exemplar of a previous submission HERE](#).

### Referencing

Referencing is a vital component of any academic work and plagiarism is taken seriously by the university. Please refer to the **Academic Misconduct Procedure** published on the [IMPortal available HERE](#).

Vancouver style referencing will be used. If you wish to use EndNote (referencing software) you may do so, but it is your responsibility to check the formatting of the template.

Referencing information and examples are available on the unit Moodle site, or by contacting the Academic Learning Centre (ALC).

### Assessment Due Date

Week 9 Friday (14 Sept 2018) 4:00 pm AEST

submit using YouTube link (instructions will be provided on Moodle)

### Return Date to Students

Week 11 Friday (28 Sept 2018)

### Weighting

30%

### Assessment Criteria

#### Completion Advice:

Group work is defined as working together in a team and not simply working next to each other. I strongly advise that all group members collaborate into all aspects of this task.

All team members will receive the same mark for Part A, and an individual mark will be provided for Part B.

#### Part A: Recorded Oral Presentation

Group marks will be determined by considering the following assessment criteria check list:

- Have you identified the parameters of your task and topic?
- Have you prioritised relevant details for inclusion?
- Is the information included accurate and evidence-based with relevant references?
- Does your content indicate that you understand the most important aspects of the topic and the sonographer's role?
- Have you used images and graphics which are relevant and of satisfactory quality?
- Have you clearly taken into account your specific audience?
- Do all speakers show confidence with voice and body language, to provide an engaging presentation, which is clearly audible?
- Is your organisation, professionalism, spelling, grammar and use of vocabulary exemplary
- Have you adhered to the correct referencing style and provided adequate acknowledgement to sources?

The [GROUP WORK MARKING RUBRIC can be found here](#)

#### Part B: Self and Peer Assessment (SPA) tool

All students will be required to complete a 10 question SPA survey on two separate occasions. Students will be emailed the SPA Tool access links via email.

- SPA 1 will be open for completion during week 6
- SPA 2 will be open for completion during week 10

SPA submission details are confidential and are not made available to other members of the group.

### Referencing Style

- [Vancouver](#)

### Submission

Online

#### Submission Instructions

Provide a YouTube link to the video via Moodle

### Learning Outcomes Assessed

- Differentiate the aetiology of female pelvic and fetal disease in relation to sonographic appearance.
- Evaluate gynaecological and obstetric imaging in relation to safe practice.

### Graduate Attributes

- Communication

- Problem Solving
- Critical Thinking
- Information Literacy
- Team Work
- Information Technology Competence
- Cross Cultural Competence
- Ethical practice

## Examination

### **Outline**

Complete an invigilated examination.

### **Date**

During the examination period at a CQUniversity examination centre.

### **Weighting**

60%

### **Length**

180 minutes

### **Minimum mark or grade**

50

### **Exam Conditions**

Closed Book.

### **Materials**

Dictionary - non-electronic, concise, direct translation only (dictionary must not contain any notes or comments).

## Academic Integrity Statement

As a CQUniversity student you are expected to act honestly in all aspects of your academic work.

Any assessable work undertaken or submitted for review or assessment must be your own work. Assessable work is any type of work you do to meet the assessment requirements in the unit, including draft work submitted for review and feedback and final work to be assessed.

When you use the ideas, words or data of others in your assessment, you must thoroughly and clearly acknowledge the source of this information by using the correct referencing style for your unit. Using others' work without proper acknowledgement may be considered a form of intellectual dishonesty.

Participating honestly, respectfully, responsibly, and fairly in your university study ensures the CQUniversity qualification you earn will be valued as a true indication of your individual academic achievement and will continue to receive the respect and recognition it deserves.

As a student, you are responsible for reading and following CQUniversity's policies, including the [Student Academic Integrity Policy and Procedure](#). This policy sets out CQUniversity's expectations of you to act with integrity, examples of academic integrity breaches to avoid, the processes used to address alleged breaches of academic integrity, and potential penalties.

### What is a breach of academic integrity?

A breach of academic integrity includes but is not limited to plagiarism, self-plagiarism, collusion, cheating, contract cheating, and academic misconduct. The Student Academic Integrity Policy and Procedure defines what these terms mean and gives examples.

### Why is academic integrity important?

A breach of academic integrity may result in one or more penalties, including suspension or even expulsion from the University. It can also have negative implications for student visas and future enrolment at CQUniversity or elsewhere. Students who engage in contract cheating also risk being blackmailed by contract cheating services.

### Where can I get assistance?

For academic advice and guidance, the [Academic Learning Centre \(ALC\)](#) can support you in becoming confident in completing assessments with integrity and of high standard.

### What can you do to act with integrity?



#### Be Honest

If your assessment task is done by someone else, it would be dishonest of you to claim it as your own



#### Seek Help

If you are not sure about how to cite or reference in essays, reports etc, then seek help from your lecturer, the library or the Academic Learning Centre (ALC)



#### Produce Original Work

Originality comes from your ability to read widely, think critically, and apply your gained knowledge to address a question or problem