



# **NURS20170 Patient Deterioration in the Clinical Setting**

## **Term 1 - 2019**

Profile information current as at 02/05/2024 05:56 pm

All details in this unit profile for NURS20170 have been officially approved by CQUUniversity and represent a learning partnership between the University and you (our student). The information will not be changed unless absolutely necessary and any change will be clearly indicated by an approved correction included in the profile.

## General Information

### Overview

This unit examines clinical assessment and diagnostic reasoning to recognise and respond to a patient's deteriorating condition with appropriate and timely actions. This unit will enhance your knowledge of serious adverse events such as unexpected death and cardiac arrest which often follow observable deterioration in the patient's condition. You will develop knowledge and skills in the early identification of deterioration, the initiation of prompt and effective action to minimise serious consequences, improve outcomes and lessen the level of intervention required to stabilise patients. The unit will focus on the underlying pathology of the patient's deteriorating condition and the interpretation of clinical manifestations to implement safe and effective nursing care.

### Details

Career Level: *Postgraduate*

Unit Level: *Level 8*

Credit Points: 6

Student Contribution Band: 7

Fraction of Full-Time Student Load: 0.125

### Pre-requisites or Co-requisites

Students must be enrolled in CL22 Master of Clinical Nursing or CL16 Graduate Certificate in Clinical Nursing to undertake this unit.

Important note: Students enrolled in a subsequent unit who failed their pre-requisite unit, should drop the subsequent unit before the census date or within 10 working days of Fail grade notification. Students who do not drop the unit in this timeframe cannot later drop the unit without academic and financial liability. See details in the [Assessment Policy and Procedure \(Higher Education Coursework\)](#).

### Offerings For Term 1 - 2019

- Online

### Attendance Requirements

All on-campus students are expected to attend scheduled classes – in some units, these classes are identified as a mandatory (pass/fail) component and attendance is compulsory. International students, on a student visa, must maintain a full time study load and meet both attendance and academic progress requirements in each study period (satisfactory attendance for International students is defined as maintaining at least an 80% attendance record).

### Website

[This unit has a website, within the Moodle system, which is available two weeks before the start of term. It is important that you visit your Moodle site throughout the term. Please visit Moodle for more information.](#)

## Class and Assessment Overview

### Recommended Student Time Commitment

Each 6-credit Postgraduate unit at CQUniversity requires an overall time commitment of an average of 12.5 hours of study per week, making a total of 150 hours for the unit.

### Class Timetable

#### [Regional Campuses](#)

Bundaberg, Cairns, Emerald, Gladstone, Mackay, Rockhampton, Townsville

#### [Metropolitan Campuses](#)

Adelaide, Brisbane, Melbourne, Perth, Sydney

### Assessment Overview

#### 1. **Practical Assessment**

Weighting: Pass/Fail

#### 2. **Presentation**

Weighting: Pass/Fail

### Assessment Grading

This is a pass/fail (non-graded) unit. To pass the unit, you must pass all of the individual assessment tasks shown in the table above.

## CQUniversity Policies

**All University policies are available on the [CQUniversity Policy site](#).**

You may wish to view these policies:

- Grades and Results Policy
- Assessment Policy and Procedure (Higher Education Coursework)
- Review of Grade Procedure
- Student Academic Integrity Policy and Procedure
- Monitoring Academic Progress (MAP) Policy and Procedure – Domestic Students
- Monitoring Academic Progress (MAP) Policy and Procedure – International Students
- Student Refund and Credit Balance Policy and Procedure
- Student Feedback – Compliments and Complaints Policy and Procedure
- Information and Communications Technology Acceptable Use Policy and Procedure

This list is not an exhaustive list of all University policies. The full list of University policies are available on the [CQUniversity Policy site](#).

## Previous Student Feedback

### Feedback, Recommendations and Responses

Every unit is reviewed for enhancement each year. At the most recent review, the following staff and student feedback items were identified and recommendations were made.

#### Feedback from Comments from students and Hospital Health Service Educators

##### **Feedback**

Streaming lining assessment - timing and duration

##### **Recommendation**

Stream lining the assessment process needs to be considered to account for the time taken, under simulation conditions, to identify and escalate the care of a deteriorating patient. This will be discussed at the next Course Reference Committee.

## Unit Learning Outcomes

**On successful completion of this unit, you will be able to:**

1. Explain clinical parameters that indicate a patient is deteriorating
2. Monitor and interpret physiological and psychosocial data to assess a patient's clinical deterioration
3. Communicate effectively with health team and family members to ensure the accurate transfer and escalation of critical information
4. Initiate interventions based on diagnostic results of clinical assessment tools and evaluate your nursing actions
5. Critically examine everyday nursing practices and the ready use of tools related to the deteriorating patient.

NA











## Alignment of Learning Outcomes, Assessment and Graduate Attributes

 N/A Level	 Introductory Level	 Intermediate Level	 Graduate Level	 Professional Level	 Advanced Level
---	--	--	--	--	--

### Alignment of Assessment Tasks to Learning Outcomes

Assessment Tasks	Learning Outcomes				
	1	2	3	4	5
1 - Knowledge					
2 - Communication					
3 - Cognitive, technical and creative skills					
4 - Research					
5 - Self-management					
6 - Ethical and Professional Responsibility					
7 - Leadership					
8 - Aboriginal and Torres Strait Islander Cultures					

### Alignment of Assessment Tasks to Graduate Attributes

Assessment Tasks	Graduate Attributes							
	1	2	3	4	5	6	7	8
1 - Practical Assessment - 0%								
2 - Presentation - 0%								

## Textbooks and Resources

### Textbooks

**There are no required textbooks.**

#### Additional Textbook Information

### IT Resources

**You will need access to the following IT resources:**

- CQUniversity Student Email
- Internet
- Unit Website (Moodle)
- CQUniversity Library website

## Referencing Style

All submissions for this unit must use the referencing style: [American Psychological Association 6th Edition \(APA 6th edition\)](#)

For further information, see the Assessment Tasks.

## Teaching Contacts

**Julie Shaw** Unit Coordinator  
[j.m.shaw@cqu.edu.au](mailto:j.m.shaw@cqu.edu.au)

## Schedule

### Week 1 - Module 1 - Considering the deteriorating patient - 11 Mar 2019

Module/Topic	Chapter	Events and Submissions/Topic
Introduction to the Unit. Concepts related to clinical judgement and the deteriorating patient.	Exploration of the concept of clinical judgement Clinical reasoning cycle Failure to rescue Early signs of patient deterioration	

### Week 2 - Module 1 - considering the deteriorating patient - 18 Mar 2019

Module/Topic	Chapter	Events and Submissions/Topic
Research related to the deteriorating patient Observations as data	Sourcing and exploration of literature related to deteriorating patient Relationship of literature to day-to-day nursing practices Local data collection related to physiological observations	

### Week 3 - module 2 - monitoring and interpretation of physiological data - 25 Mar 2019

Module/Topic	Chapter	Events and Submissions/Topic
--------------	---------	------------------------------

Physiological observations pertinent to the deteriorating patient Detailed examination of various observations	Physiological observations that could identify a patient as deteriorating or at risk of deterioration. Investigation and research relating to respiration rate and pulse measurements.
---	---

#### **Week 4 - module 2 - monitoring and interpretation of physiological data - 01 Apr 2019**

Module/Topic	Chapter	Events and Submissions/Topic
Physiological observations pertinent to the deteriorating patient Detailed examination of various observations	Physiological observations that could identify a patient as deteriorating or at risk of deterioration. Investigation and research relating to temperature and blood pressure measurements.	

#### **Week 5 - module 3 - monitoring and interpretation of psycho-social data - 08 Apr 2019**

Module/Topic	Chapter	Events and Submissions/Topic
Family centred care (FCC) and the deteriorating patient Application of principles of FCC in critical situations	Exploration of the principles of Family Centred Care Families as legitimate partners and recipients in the delivery of nursing care	

#### **Vacation Week - 15 Apr 2019**

Module/Topic	Chapter	Events and Submissions/Topic
--------------	---------	------------------------------

#### **Week 6 - module 3 - monitoring and interpretation of psycho-social data - 22 Apr 2019**

Module/Topic	Chapter	Events and Submissions/Topic
Interruption and distraction in the clinical setting Situational awareness Contribution of these concerns to the deteriorating patient	Investigation of the concepts relating to interruption, distraction and situational awareness. Application of principles to prevention of deterioration in clinical settings	Assessment Task 1 - Practical Assessment - Patient Deterioration in the Clinical Setting The due date for this assessment will be in conjunction with the student's local "study day". The due date for final completion TBA.

#### **Week 7 - module 4 - communicating effectively in situations related to the deteriorating patient - 29 Apr 2019**

Module/Topic	Chapter	Events and Submissions/Topic
Effective clinical communication for prevention of deterioration Practice principles and their application in the clinical setting	Clinical communication strategies, issues and concerns Clinical communication as a strategy to detect or prevent patient deterioration	

#### **Week 8 - module 4 - communicating effectively in situations related to the deteriorating patient - 06 May 2019**

Module/Topic	Chapter	Events and Submissions/Topic
Clinical communication in critical situations Application of principles in practice	Communication principles during a clinical deterioration situation Examples from the field	

#### **Week 9 - module 5 - initiating and evaluating nursing actions based on clinical assessment findings - 13 May 2019**

Module/Topic	Chapter	Events and Submissions/Topic
Advanced clinical decision making The initiation of nursing actions based on advanced clinical decisions	Information support in advanced clinical decision making Nursing care analysis	

**Week 10 - module 5 - initiating and evaluating nursing actions based on clinical assessment findings - 20 May 2019**

Module/Topic	Chapter	Events and Submissions/Topic
Advanced clinical decisions in review The evaluation of nursing actions based on advanced clinical decisions	Complexity, time-pressures and evaluation Evaluation and new learning	

**Week 11 - module 6 - critical examination of everyday nursing practices relating to the deteriorating patient - 27 May 2019**

Module/Topic	Chapter	Events and Submissions/Topic
Critical analysis on the run Systems and strategies for critical analysis	Critiquing complexity Speed and safety in the clinical environment	

**Week 12 - module - 6 - critical examination of everyday nursing practices relating to the deteriorating patient - 03 Jun 2019**

Module/Topic	Chapter	Events and Submissions/Topic
The invisibility of everyday nursing practices Unmasking and legitimating the invisible	Say little, Do much An examination of cultural influences on nursing practice	<b>Practical assessment</b> Due: Week 12 Monday (3 June 2019) 11:45 pm AEST

**Review/Exam Week - 10 Jun 2019**

Module/Topic	Chapter	Events and Submissions/Topic
		Assessment 1 & 2 are set at the health setting and must be completed by Friday 14th June 2019

**Exam Week - 17 Jun 2019**

Module/Topic	Chapter	Events and Submissions/Topic
--------------	---------	------------------------------

## Assessment Tasks

### 1 Practical assessment

**Assessment Type**

Practical Assessment

**Task Description****Pass/Fail Assessment.**

This assessment addresses the following Unit Learning Outcomes:

2. Monitor and interpret physiological and psychosocial data to assess a patient's clinical deterioration
4. Initiate interventions based on diagnostic results of clinical assessment tools and evaluate your nursing actions
5. Critically examine everyday nursing practices and the ready use of tools related to the deteriorating patient.

**Practical Assessment Explained**

Serious adverse events such as unexpected death and cardiac arrest may follow observable deterioration in a patient's condition.

This clinical assessment evaluates your knowledge and skills in the early identification of a patient's deteriorating condition and the initiation of prompt and effective action to minimise serious consequences, improve outcomes and lessen the level of intervention required to stabilise patients. The assessment will also assess your knowledge of the pathology of the patient's deteriorating condition, your ability to interpret clinical manifestations and effectively communicate these changes in health to team members including the patient, plus family members.

**Task Description**

You are required to demonstrate the safe care of a deteriorating patient in a clinical simulation setting. This assessment is undertaken at three skill stations (this structure may vary across different Hospital & Health Services).

You will be required to rotate between three skill stations. At each station a scenario relating to a deteriorating patient will be presented. During the first stage you will have the opportunity to practice skills to recognise and respond to a deteriorating patient. During the next stage, you will be assessed on your ability to safely perform these skills: These skills include:

- Initial nursing management
- verbalising a targeted systematic assessment approach (look, listen and feel ABCDEFG) [this worksheet is available on the Moodle site],
- recording vital signs,
- verbalising escalation concerns using SBAR,
- managing basic airway manoeuvres, adjuncts and oxygen therapy delivery device
- identifying further clinical risk factors and additional investigations that may be required
- selecting and inserting naso/oropharyngeal airway
- demonstrating chin lift, head tilt and manual ventilation techniques
- demonstrating and instructing on the use of nasal prongs, Hudson mask, non-rebreather masks and the HFNP Air Viva
- communicating effectively to patients and/or family members changes in the patient's condition

### Task Instructions

**Step 1.** Familiarise yourself with the relevant policies, procedures and legislation available on the unit Moodle site

**Step 2.** Familiarise yourself with Standard 8, Recognising and responding to acute deterioration standard (The Australian Commission on Safety and Quality in Health Care, [ACSQH] 2017). Some health care providers are using the first edition of standards so you may also need to review Standard 9, Recognising and responding to clinical deterioration in healthcare, (ACSQH, 2012)

**Step 3.** *Stage 1*- practice your skills in recognising and responding to deteriorating patients rotating through three skill stations

**Step 4.** *Stage 2* - demonstrate your ability to recognise and respond to the deteriorating patient including:

- Initial nursing management
- verbalising a targeted systematic assessment approach (look, listen and feel ABCDEFG) [this worksheet is available on the Moodle site],
- recording vital signs,
- verbalising escalation concerns using SBAR,
- managing basic airway manoeuvres, adjuncts and oxygen therapy delivery device
- identifying further clinical risk factors and additional investigations that may be required
- selecting and inserting naso/oropharyngeal airway
- demonstrating chin lift, head tilt and manual ventilation techniques
- demonstrating and instructing on the use of nasal prongs, Hudson mask, non-rebreather masks and the HFNP Air Viva
- communicating effectively to patients and/or family members changes in the patient's condition

### Assessment Due Date

Week 12 Monday (3 June 2019) 11:45 pm AEST

You will negotiate your due date at your local clinical setting

### Return Date to Students

You will negotiate the return date at your local clinical setting

### Weighting

Pass/Fail

### Assessment Criteria

Skill / Topic		Pass	FAIL
Skill station: Patient deterioration	<ul style="list-style-type: none"> <li>• Demonstrate ability to use: look, listen and feel ABCDEFG o Otto Breath - reps distress and has modified chart o Ida Noe - acute confusion + irregular HR</li> <li>• Demonstrates ability to escalate care of the deteriorating patient in a timely manner</li> <li>• Appropriately records vital signs provided on the QADDs; QADDs is graphed and scored effectively.</li> <li>• Participants are to describe their initial management and outline concerns</li> <li>• SBAR escalation is conducted by the participants</li> <li>Participants are to explain to patients and/or family members changes in the patient's condition</li> </ul>		
Oxygen Therapy	<ul style="list-style-type: none"> <li>• Demonstrate application, advantages and disadvantages of NP, HM, Non-rebreather</li> <li>• Explains the oxygen flow rates and precautions required</li> <li>• Demonstrate HFNP set up, uses and how to record setting.</li> </ul>		
Basic Airway Management	<ul style="list-style-type: none"> <li>• Demonstrate airway manoeuvres, insertion/removal of devices and ventilating with BVM</li> <li>• Effectively demonstrate skills relevant to relevant clinical skills and tasks</li> </ul>		

Knowledge of policies and guidelines	Identified points of deterioration are justified and aligned with the Registered Nurse Standards for Practice (2016) and the Australian National Quality Safety Standards (2014) and/or other relevant legislation and policies.		
--------------------------------------	--	--	--

## Referencing Style

- [American Psychological Association 6th Edition \(APA 6th edition\)](#)

## Submission

Offline

## Submission Instructions

Assessment will be under taken in the clinical setting at a date and time set by the clinical venue

## Learning Outcomes Assessed

- Explain clinical parameters that indicate a patient is deteriorating
- Monitor and interpret physiological and psychosocial data to assess a patient's clinical deterioration
- Communicate effectively with health team and family members to ensure the accurate transfer and escalation of critical information

## Graduate Attributes

- Knowledge
- Communication
- Cognitive, technical and creative skills
- Self-management
- Ethical and Professional Responsibility

# 2 Presentation

## Assessment Type

Presentation

## Task Description

### Pass/Fail Assessment

This assessment address the following learning outcomes:

1. Explain clinical parameters that indicate a patient is deteriorating
3. Communicate effectively with health team and family members to ensure the accurate transfer and escalation of critical information effectively with health team and family members

### Task description

You are required to undertake an oral presentation. This presentation will be based on your interaction in a clinical simulated scenario relating to a deteriorating patient observed in the simulation lab at your workplace. Your target audience for your presentation are your workplace colleagues, peers and nurse educators

### Task Instructions

**Step 1.** Observe clinical simulated scenarios in the simulation lab at your workplace. These scenarios focus on the care of the deteriorating patient. The escalation of care required to meet the needs of the patient; the type of interventions required to ensure the best clinical outcomes for the patient; and the effective communication of the patient's changing health status.

**Step 2.** During the simulations you will be provided with clinical information related to the patient. You are expected to assess the patient, record the vital signs, determine and initiate nursing management and decide when to escalate interventions using SBAR. This information will be recorded on an assessment worksheet [found on the Moodle site].

**Step 3.** Present your findings to the group following each clinical simulation. Some important points to consider while you are watching the simulation, and the kind of information to present to the group include:

- Critical thinking and problem solving skills required.
- The necessity of accurate recording of vital signs on the QADDS chart.
- How effective escalation using SBAR was demonstrated.
- Importance of effective team work and communication that includes the use of clinically appropriate language to communicate key signs/symptoms and decision to escalate.
- Importance of effective communication including using appropriate language with the patient and/or family members.
- The role of the nurse.

## Assessment Due Date

Presentation due dates will be negotiated at the local clinical setting

## Return Date to Students

Assessment will be undertaken in the clinical setting at a date and time set by the clinical venue



## Weighting

Pass/Fail

## Assessment Criteria

Skill / Topic	Content covered	PASS	FAIL
Patient Deterioration	Debrief after each scenario and provide constructive feedback on: <ul style="list-style-type: none"><li>Clinical decision making</li><li>Recognising deterioration using ABCDEFG</li><li>Team work and Communication</li><li>SBAR Escalation</li></ul> Communicates effectively to patient and/or family members the change in patient's condition <ul style="list-style-type: none"><li>Role clarification</li></ul>	<ul style="list-style-type: none"><li>Cognitive and technical skills</li><li>Demonstrates clear thinking and technical competence</li><li>Signs and symptoms identified -</li><li>Identifies SBAR escalation</li><li>Communicates effectively to patient and/or family members</li><li>Identifies the role of the registered nurse</li></ul>	<ul style="list-style-type: none"><li>Cognitive and technical skills</li><li>Does not demonstrate clear thinking and technical competence</li><li>Signs and symptoms are not clearly identified</li><li>Does not accurately identify SBAR escalation</li><li>Does not communicate effectively with patient and/or family members</li><li>Is unclear in identifying the role of the registered nurse</li></ul>
Debrief	Following each scenario the teams are asked to discuss their successes and scope for improvement Provide constructive feedback on: <ul style="list-style-type: none"><li>Clinical decision making</li><li>Team work, leadership, role</li><li>Escalation using SBAR</li><li>Communication with patient/family member/s</li></ul>	Presents up to date and accurate knowledge: <ul style="list-style-type: none"><li>Demonstrates clinical decision making</li><li>Discusses teamwork, leadership</li><li>Escalates care using SBAR</li><li>Communicates effectively with patient and/or family member/s</li></ul>	Presents up to date and accurate knowledge: <ul style="list-style-type: none"><li>Is not able to demonstrate clear clinical decision making</li><li>Does not adequately discuss teamwork, leadership</li><li>Does not discuss reasons to escalate care using SBAR</li><li>Does not communicate with patient and/or family member/s</li></ul>
Presentation	Oral style: <ul style="list-style-type: none"><li>Uses vocabulary structures and forms to appropriately address audience.</li><li>Incorporates appropriate heading (teamwork, leadership, reasons to escalate care).</li></ul>	Communication <ul style="list-style-type: none"><li>Communicates clearly and accurately</li><li>Information and assessment is accurate</li></ul>	Communication <ul style="list-style-type: none"><li>Does not communicate clearly and accurately.</li><li>Does not address appropriate heading (teamwork, leadership, reasons to escalate care)</li></ul>

## Referencing Style

- [American Psychological Association 6th Edition \(APA 6th edition\)](#)

## Submission

Offline

## Submission Instructions

Presentations will be undertaken at the local clinical setting

## Learning Outcomes Assessed

- Initiate interventions based on diagnostic results of clinical assessment tools and evaluate your nursing actions
- Critically examine everyday nursing practices and the ready use of tools related to the deteriorating patient.

## Graduate Attributes

- Knowledge
- Communication
- Cognitive, technical and creative skills
- Research
- Self-management
- Ethical and Professional Responsibility

## Academic Integrity Statement

As a CQUniversity student you are expected to act honestly in all aspects of your academic work.

Any assessable work undertaken or submitted for review or assessment must be your own work. Assessable work is any type of work you do to meet the assessment requirements in the unit, including draft work submitted for review and feedback and final work to be assessed.

When you use the ideas, words or data of others in your assessment, you must thoroughly and clearly acknowledge the source of this information by using the correct referencing style for your unit. Using others' work without proper acknowledgement may be considered a form of intellectual dishonesty.

Participating honestly, respectfully, responsibly, and fairly in your university study ensures the CQUniversity qualification you earn will be valued as a true indication of your individual academic achievement and will continue to receive the respect and recognition it deserves.

As a student, you are responsible for reading and following CQUniversity's policies, including the [Student Academic Integrity Policy and Procedure](#). This policy sets out CQUniversity's expectations of you to act with integrity, examples of academic integrity breaches to avoid, the processes used to address alleged breaches of academic integrity, and potential penalties.

### What is a breach of academic integrity?

A breach of academic integrity includes but is not limited to plagiarism, self-plagiarism, collusion, cheating, contract cheating, and academic misconduct. The Student Academic Integrity Policy and Procedure defines what these terms mean and gives examples.

### Why is academic integrity important?

A breach of academic integrity may result in one or more penalties, including suspension or even expulsion from the University. It can also have negative implications for student visas and future enrolment at CQUniversity or elsewhere. Students who engage in contract cheating also risk being blackmailed by contract cheating services.

### Where can I get assistance?

For academic advice and guidance, the [Academic Learning Centre \(ALC\)](#) can support you in becoming confident in completing assessments with integrity and of high standard.

### What can you do to act with integrity?



#### Be Honest

If your assessment task is done by someone else, it would be dishonest of you to claim it as your own



#### Seek Help

If you are not sure about how to cite or reference in essays, reports etc, then seek help from your lecturer, the library or the Academic Learning Centre (ALC)



#### Produce Original Work

Originality comes from your ability to read widely, think critically, and apply your gained knowledge to address a question or problem