



NURS20172 Introduction to Developing Specialty Practice

Term 1 - 2023

Profile information current as at 06/05/2024 06:27 am

All details in this unit profile for NURS20172 have been officially approved by CQUUniversity and represent a learning partnership between the University and you (our student). The information will not be changed unless absolutely necessary and any change will be clearly indicated by an approved correction included in the profile.

General Information

Overview

This unit builds on the unit NURS20171 - Nursing and Professional Practice 1 - by extending your nursing knowledge and skills to further develop your professional confidence and competence in managing complex patient care. You will be able to validate your nursing judgements and clinical decisions through professional reflection and critical thinking. You will role model professional attributes in the application of advanced clinical skills – assessment, intervention, evaluation – and effective communication with patients and co-workers to improve person-centred care and health outcomes. This unit will be directly applicable to the clinical setting where you are employed.

Details

Career Level: *Postgraduate*

Unit Level: *Level 8*

Credit Points: 6

Student Contribution Band: 7

Fraction of Full-Time Student Load: 0.125

Pre-requisites or Co-requisites

Pre-requisite: NURS20171 Nursing and Professional Practice 1

Important note: Students enrolled in a subsequent unit who failed their pre-requisite unit, should drop the subsequent unit before the census date or within 10 working days of Fail grade notification. Students who do not drop the unit in this timeframe cannot later drop the unit without academic and financial liability. See details in the [Assessment Policy and Procedure \(Higher Education Coursework\)](#).

Offerings For Term 1 - 2023

- Online

Attendance Requirements

All on-campus students are expected to attend scheduled classes – in some units, these classes are identified as a mandatory (pass/fail) component and attendance is compulsory. International students, on a student visa, must maintain a full time study load and meet both attendance and academic progress requirements in each study period (satisfactory attendance for International students is defined as maintaining at least an 80% attendance record).

Website

[This unit has a website, within the Moodle system, which is available two weeks before the start of term. It is important that you visit your Moodle site throughout the term. Please visit Moodle for more information.](#)

Class and Assessment Overview

Recommended Student Time Commitment

Each 6-credit Postgraduate unit at CQUniversity requires an overall time commitment of an average of 12.5 hours of study per week, making a total of 150 hours for the unit.

Class Timetable

[Regional Campuses](#)

Bundaberg, Cairns, Emerald, Gladstone, Mackay, Rockhampton, Townsville

[Metropolitan Campuses](#)

Adelaide, Brisbane, Melbourne, Perth, Sydney

Assessment Overview

1. **Reflective Practice Assignment**

Weighting: Pass/Fail

2. **Portfolio**

Weighting: Pass/Fail

Assessment Grading

This is a pass/fail (non-graded) unit. To pass the unit, you must pass all of the individual assessment tasks shown in the table above.

CQUniversity Policies

All University policies are available on the [CQUniversity Policy site](#).

You may wish to view these policies:

- Grades and Results Policy
- Assessment Policy and Procedure (Higher Education Coursework)
- Review of Grade Procedure
- Student Academic Integrity Policy and Procedure
- Monitoring Academic Progress (MAP) Policy and Procedure – Domestic Students
- Monitoring Academic Progress (MAP) Policy and Procedure – International Students
- Student Refund and Credit Balance Policy and Procedure
- Student Feedback – Compliments and Complaints Policy and Procedure
- Information and Communications Technology Acceptable Use Policy and Procedure

This list is not an exhaustive list of all University policies. The full list of University policies are available on the [CQUniversity Policy site](#).

Previous Student Feedback

Feedback, Recommendations and Responses

Every unit is reviewed for enhancement each year. At the most recent review, the following staff and student feedback items were identified and recommendations were made.

Feedback from Unit evaluation.

Feedback

Students requested more meaningful assessment feedback.

Recommendation

Feedback will be provided using both written and oral formats. Teachers will provide instructions for learners on how to access recorded feedback during tutorials.

Feedback from Unit evaluation.

Feedback

Clarity of course resources.

Recommendation

Course resources will be reviewed.

Unit Learning Outcomes

On successful completion of this unit, you will be able to:

1. Demonstrate role modelling of professional attributes
2. Communicate effectively with patients and co-workers to improve patient outcomes
3. Demonstrate advanced clinical skills in clinical assessment and evaluation, and the implementation of evidence based nursing interventions, in clinical settings
4. Reflect critically on personal outputs and professionalism within the clinical workplace.

NA




Alignment of Learning Outcomes, Assessment and Graduate Attributes

 N/A Level	 Introductory Level	 Intermediate Level	 Graduate Level	 Professional Level	 Advanced Level
---	--	--	--	--	--

Alignment of Assessment Tasks to Learning Outcomes

Assessment Tasks	Learning Outcomes			
	1	2	3	4
1 - Reflective Practice Assignment - 0%	•	•		•
2 - Portfolio - 0%	•	•	•	

Alignment of Graduate Attributes to Learning Outcomes

Graduate Attributes	Learning Outcomes			
	1	2	3	4
1 - Knowledge				
2 - Communication				
3 - Cognitive, technical and creative skills				
4 - Research				
5 - Self-management				
6 - Ethical and Professional Responsibility				
7 - Leadership				
8 - Aboriginal and Torres Strait Islander Cultures				

Alignment of Assessment Tasks to Graduate Attributes

Assessment Tasks	Graduate Attributes							
	1	2	3	4	5	6	7	8
1 - Reflective Practice Assignment - 0%								
2 - Portfolio - 0%								

Textbooks and Resources

Textbooks

There are no required textbooks.

IT Resources

You will need access to the following IT resources:

- CQUniversity Student Email
- Internet
- Unit Website (Moodle)
- Online access Australian Standards (through CQU Library)
- CQUniversity Library Nursing Resources

Referencing Style

All submissions for this unit must use the referencing style: [American Psychological Association 7th Edition \(APA 7th edition\)](#)

For further information, see the Assessment Tasks.

Teaching Contacts

Hellen Kaneko Unit Coordinator
h.kaneko@cqu.edu.au

Leanne Jack Unit Coordinator
l.jack@cqu.edu.au

Schedule

WEEK 1 - MODULE 1- SPECIALTY, PROFESSIONALISM AND THE REGISTERED NURSE - 06 Mar 2023

Module/Topic	Chapter	Events and Submissions/Topic
Welcome to the Unit <ul style="list-style-type: none">• Self-directed Learning• Moodle site• Student Support• The rise of specialty practice• Evidence based practice	Module 1: Readings as indicated in topic	Zoom: Weekly- day and time TBA Activities: Complete the topic activities <ul style="list-style-type: none">• Check out the Moodle site and click on all the links.• Assessment?• Whats in the Library?• Visit the Academic Learning Centre• Access the General Discussion page, introduce yourself and identify where you work.• Access the Australian Nursing and Midwifery Board and download the - RN Standards & Scope of Nursing Practice• Identify your nursing specialty• Access your nursing specialty standards - you will need to join a nursing association to do this

WEEK 2 - MODULE 1 - SPECIALTY, PROFESSIONALISM AND THE REGISTERED NURSE - 13 Mar 2023

Module/Topic	Chapter	Events and Submissions/Topic
--------------	---------	------------------------------

RN Standards in specialty practice
Specialty standards

Readings as indicated in Module

Zoom: Weekly - day and time TBA
Activities: Complete the topic activities
• Complete the self-rating and self-development of skills and communication related to advanced clinical skills.

WEEK 3 - MODULE 1 - SPECIALTY, PROFESSIONALISM AND THE REGISTERED NURSE - 20 Mar 2023

Module/Topic	Chapter	Events and Submissions/Topic
Representing professionalism in specialty Professional organisations	Readings as indicated in Module	Zoom: Weekly - day and time TBA Activities: Complete the topic activities Submit Assessment 2- Artefact 1- your updated CV - to your e-Portfolio on Moodle. Due Date: 5pm (AEST) Friday 24th March 2023 (week 3).

WEEK 4 - MODULE 1 - SPECIALTY, PROFESSIONALISM AND THE REGISTERED NURSE - 27 Mar 2023

Module/Topic	Chapter	Events and Submissions/Topic
Issues associated with specialty practice	Readings as indicated in Module	Zoom: Weekly - day and time TBA Activities: Complete the topic activities • Access and download your specialty standards of practice

WEEK 5 - MODULE 2 - COMMUNICATION IN SPECIALTY - 03 Apr 2023

Module/Topic	Chapter	Events and Submissions/Topic
Overview of communication	Readings as indicated in Module	Zoom: Weekly - day and time TBA Activities: Complete the topic activities

Vacation Week - 10 Apr 2023

Module/Topic	Chapter	Events and Submissions/Topic
--------------	---------	------------------------------

WEEK 6 - MODULE 2 - COMMUNICATION IN SPECIALTY - 17 Apr 2023

Module/Topic	Chapter	Events and Submissions/Topic
Errors in communication – spoken, patients interprofessional, documentation, acronyms Consequences of communication errors	Readings as indicated in Module	Zoom: Weekly - day and time TBA Activities: Complete the topic activities • On the General Discussion page identify an error in communication that you have seen and the consequences of these errors.

WEEK 7 - MODULE 2 - COMMUNICATION IN SPECIALTY - 24 Apr 2023

Module/Topic	Chapter	Events and Submissions/Topic
--------------	---------	------------------------------

The rise of e-communication
Impact of e-communication on health care

Readings as indicated in Module

Zoom: Weekly - day and time TBA
Activities: Complete the topic activities

- On the General Discussion page describe one positive and one negative experience with e-communication at work.
- In your study journal, list the types of e-communication you have used at work.

• **Assessment 1: Reflective Practice Assignment. Due Date: 5pm (AEST) Friday 28th April 2023 (week 7).**

Reflective Practice Due: Week 7
Friday (28 Apr 2023) 11:45 pm AEST

WEEK 8 - MODULE 3 - ADVANCED SKILLS - 01 May 2023

Module/Topic	Chapter	Events and Submissions/Topic
In the care of the cardiac patient Interpreting ECGs	Readings as indicated in Module	Zoom: Weekly - day and time TBA Activities: Complete the topic activities <ul style="list-style-type: none"> • in your journal, identify one advanced assessment skill and one advanced intervention skill you aim to master in cardiac nursing.

WEEK 9 - MODULE 3 - ADVANCED SKILLS - 08 May 2023

Module/Topic	Chapter	Events and Submissions/Topic
Care of the neurological patient	Readings as indicated in Module	Zoom: Weekly - day and time TBA Activities: Complete the topic activities <ul style="list-style-type: none"> • in your journal, identify one advanced assessment skill and one advanced intervention skill you aim to master in neurological nursing.

WEEK 10 - MODULE 3 - ADVANCED SKILLS - 15 May 2023

Module/Topic	Chapter	Events and Submissions/Topic
Care of the renal patient	Readings as indicated in Module	Zoom: Weekly - day and time TBA Activities: Complete the topic activities <ul style="list-style-type: none"> • in your journal, identify one advanced assessment skill and one advanced intervention skill you aim to master in renal nursing.

WEEK 11 - MODULE 3 - ADVANCED SKILLS - 22 May 2023

Module/Topic	Chapter	Events and Submissions/Topic
Care of the respiratory patient	Readings as indicated in Module	Zoom: Weekly - day and time TBA Activities: Complete the topic activities <ul style="list-style-type: none"> • in your journal, identify one advanced assessment skill and one advanced intervention skill you aim to master in respiratory nursing.

WEEK 12 - REVISION - 29 May 2023

Module/Topic	Chapter	Events and Submissions/Topic
--------------	---------	------------------------------

Revision

Readings as indicated in Module

Zoom: Weekly - day and time TBA
Assessment 2- Artefact 2:
Portfolio Due Date: 5 pm (AEST)
Friday 2nd June 2023 (week 12).

e-Portfolio Due: Week 12 Friday (2 June 2023) 11:45 pm AEST

Review/Exam Week - 05 Jun 2023

Module/Topic

Chapter

Events and Submissions/Topic

Exam Week - 12 Jun 2023

Module/Topic

Chapter

Events and Submissions/Topic

Assessment Tasks

1 Reflective Practice

Assessment Type

Reflective Practice Assignment

Task Description

Due date: 5pm (AEST) Friday 28th April 2023 (Week 7)

Weighting: Pass/Fail

Length: 2500 words + 10% (excluding reference list)

Unit Coordinator: Ms Hellen Kaneko

Aim

The aim of this assessment is to provide you with an opportunity to demonstrate how you use effective communication to improve patient outcomes and role model your professional attributes.

Instructions

Reflect on your professional nursing practice and analyse how you demonstrate effective communication and role model professionalism in your clinical work setting. Identify one scenario from your clinical practice to base your reflection on. Your reflection should identify examples of your personal outputs as evidence of your professionalism and positive impact on patient outcomes. Substantiate your reflection using current literature.

Please follow the steps below to complete your assessment task:

Step 1. Review the [video explaining reflective writing](#) to guide your reflection.

Step 2. Introduce your essay and the approach your reflection will take.

Step 3. Discuss your examples of professionalism and communication in your clinical setting.

Step 4. Using critical self-reflection, discuss how your personal outputs impact patient outcomes.

Step 5. Substantiate your discussion using current, relevant, peer reviewed literature.

Step 6. Conclude with a succinct summary of your essay.

Literature and references

In this assessment use at least 15 contemporary references (<5 years) to support your discussion. You may also use seminal scholarly literature where relevant. Suitable references include peer-reviewed journal articles as well as textbooks and credible websites. When sourcing information, consider the five elements of a quality reference: currency, authority, relevance, objectivity, and coverage. Grey literature sourced from the internet must be from reputable websites such as from government, university, or peak national bodies: for example, the Australian College of Nursing. Note, websites such as Stat Pearls, Life in the Fastlane, and Wikipedia are not suitable for this assessment task.

Reflect on your professional nursing practice and analyse how you demonstrate effective communication and role model professionalism. In your reflection, you will provide examples of your personal outputs as evidence of your professionalism and positive impact on patient outcomes. Substantiate your analysis with the current literature.

Please follow the steps below to complete your assessment task:

Step 1. Introduce your essay and the approach your reflection will take.

Step 2. Research the current literature on nursing professionalism and effective communication to inform and substantiate your reflection.

Step 3. Review the [video explaining reflective writing](#) to guide your reflection.

Step 4. Analyse your examples of professionalism and communication.

- Step 5. Analyse how your personal outputs impact patient outcomes.
Step 6. Substantiate your discussion using current, relevant, peer reviewed literature.
Step 7. Conclude with a succinct summary of your essay.

Requirements

- Include an introduction, body and conclusion.
- Use a conventional and legible size 12 font, such as Times New Roman or Arial, with 2.0 line spacing and 2.54cm page margins (standard pre-set margin in Microsoft Word).
- Include page numbers on each page in a footer.
- Write in the third-person perspective, examples provided may be in the first person perspective.
- Use formal academic language.
- Use the seventh edition American Psychological Association (APA) referencing style. The CQUniversity Academic Learning Centre has an online [APA Referencing Style Guide](#). Start your reference list on a separate page to the body of your assignment.

The word count is considered from the first word of the introduction to the last word of the conclusion. The word count excludes the reference list but includes in-text references and direct quotations.

Resources

- You can use unit provided materials and other credible sources (e.g. journal articles, books) to reference your argument. The quality and credibility of your sources are important. Please note, lecture notes are not primary sources of evidence and should not be used in this assessment.
- We recommend that you access your discipline specific [library guide](#): the Nursing and Midwifery Guide.
- We recommend you use EndNote to manage your citations and reference list. More information on how to use EndNote is available at the [CQUniversity Library website](#).
- For information on academic communication please go to the [Academic Learning Centre Moodle site](#). The [Academic Communication section](#) has many helpful resources including information for students with English as a second language.
- Submit a draft before the due date to review your Turnitin Similarity Score before making a final submission. [Instructions are available here](#).

Submission

Submit your assessment via the unit Moodle site in Microsoft Word format only.

Marking Criteria

Refer to the marking rubric on the Moodle site for more detail on how marks will be assigned.

To achieve a passing grade for this unit you are required to pass this assessment item. If you do not pass this assessment item, you may have an opportunity to re-attempt.

A re-attempt is where you are given a second opportunity to demonstrate your achievement of one or more of the unit's learning outcomes before you can progress to new learning or participate in subsequent learning activities. You may be given the opportunity to re-attempt an assessment but will only achieve a mark no greater than the minimum for a pass standard for the assessment.

You must:

- have shown a reasonable attempt to complete the initial assessment task
- be granted a re-attempt by your Unit Lead/Coordinator
- make changes to the nominated assessment task which you have failed and resubmit the revised work for marking within seven consecutive days, no assessment extensions will be approved.

Please note: Only one opportunity for a re-attempt is allowed.

Learning Outcomes Assessed

1. Demonstrate role modelling of professional attributes.
2. Communicate effectively with patients and co-workers to improve patient outcomes.
4. Reflect critically on personal outputs and professionalism within the clinical workplace.

References

Academic Skills, The University of Melbourne. (2017). Reflective writing [Video]. YouTube.
<https://www.youtube.com/watch?v=SntBj0FIAPw>

Assessment Due Date

Week 7 Friday (28 Apr 2023) 11:45 pm AEST
Online

Return Date to Students

Week 9 Friday (12 May 2023)
Online

Weighting

Pass/Fail

Minimum mark or grade

PASS

Assessment Criteria

NURS20172 Assessment 1

To achieve a pass in this assessment students must be successful in half of each criterion (Presentation, Reflection, Professionalism and Communication, and Referencing).

PASS	FAIL
PRESENTATION	
<ul style="list-style-type: none">• Attention to detail is without fault and all requirements of task have been met.• There is an introduction to the essay which outlines the approach to reflection taken.• Conclusion provides a succinct summary of the essay.• Written in the third-person perspective and used first person where appropriate.• Academic writing satisfactory.• Adheres to word count.	<ul style="list-style-type: none">• Attention to detail is faulty and all requirements of task have not been met.• There is no introduction to the essay and no or unsatisfactory outline of the approach to reflection taken.• Conclusion missing or provides an unsatisfactorily summary of the essay.• Not written in the third-person perspective and first person used inappropriately.• Academic writing requires improvement.• Does not adhere to word count.
REFLECTION	
<ul style="list-style-type: none">• Reflection is guided by DIEP as per the video.• Use of one example for scenario• Description of experience is clear.• Feelings and thoughts are identified.• Interpretation of role modelling of professionalism is clear.• Interpretation of role modelling communication is clear.• Evaluation of how personal outputs impact patient outcomes is clear.• Discussion of action to take in the future is clear and logical.	<ul style="list-style-type: none">• Reflection is not guided by DIEP as per the video.• Description of experience is unclear.• Feelings and thoughts are not identified.• No interpretation of role modelling of professionalism is evident.• No interpretation of role modelling of communication is evident.• Evaluation of how personal outputs impact patient outcomes is unclear.• No discussion of action to take in the future.
PROFESSIONALISM AND COMMUNICATION	
<ul style="list-style-type: none">• Current literature on professionalism is used to inform the discussion.• Examples of professionalism are provided and analysed.• Current literature on communication is used to inform the discussion.• Examples of professionalism are provided and analysed.• The concept of role modelling is discussed.	<ul style="list-style-type: none">• Current literature on professionalism is not used to inform the discussion.• Unsatisfactory examples of professionalism are provided and are poorly or not analysed.• Current literature on communication is not used to inform the discussion.• Unsatisfactory examples of professionalism are provided and are poorly or not analysed.• The concept of role modelling is not discussed.
REFERENCING	
<ul style="list-style-type: none">• Discussion is substantiated with peer reviewed literature.• The literature cited is relevant and current (≤ 5 years).• At least 15 references used.• APA7 referencing (CQU) style has been used	<ul style="list-style-type: none">• Discussion is not substantiated with peer reviewed literature• The literature cited is not relevant and/or not current (≤ 5 years)• Less than 15 references used• APA7 referencing (CQU) style has not been used
ALLOCATED GRADE - PASS / FAIL	
MARKER	

Referencing Style

- [American Psychological Association 7th Edition \(APA 7th edition\)](#)

Submission

Online

Submission Instructions

Online

Learning Outcomes Assessed

- Demonstrate role modelling of professional attributes

- Communicate effectively with patients and co-workers to improve patient outcomes
- Reflect critically on personal outputs and professionalism within the clinical workplace.

Graduate Attributes

- Knowledge
- Communication
- Cognitive, technical and creative skills
- Research
- Self-management
- Ethical and Professional Responsibility
- Leadership

2 e-Portfolio

Assessment Type

Portfolio

Task Description

Type: Written assessment

Due date: 5 pm (AEST) Friday 2nd June 2023 (Week 12)

Weighting: Pass/Fail

Length: 2500 words +/- 10% (excluding reference list)

Unit Coordinator: Ms Hellen Kaneko

Aim

The aim of this assessment is to add artefacts to your professional portfolio that demonstrate your knowledge, experience, skills, abilities and professional development in your specialty.

Instructions

You will complete the following artefacts and add them to your portfolio.

- Artefact 1 Curriculum Vitae (CV) – the CV provides a summary of your career covering your qualifications and experience and provides insight into your current professional associations and capabilities.
- Artefact 2 Specialty Standards document (available on Moodle) to demonstrate your professionalism as a registered nurse in specialty.

Step 1: Access your specialty standards document and Portfolio (on Moodle) by the end of Week 1. The standards documents are available on Moodle or via your specialty professional organisation. If your specialty does not have standards of practice, please contact your Unit Coordinator in Week 1.

Step 2: Artefact 1 - Add your updated Curriculum Vitae to your Portfolio by the end of Week 3 - Friday 24th March 2023.

Step 3: Using Artefact 2 your Specialty Standards document, discuss how you have met the standards of specialty practice including examples and supporting evidence including current literature.

Step 4: Submit via the assessment portal on the unit Moodle by Friday 2nd June 2023 (Week 12) for grading.

Step 5: Once marking has been completed and any corrections made, add the document to your Portfolio by 20th June 2023.

Literature and references

In this assessment use at least 15 contemporary references (<5 years) to support your discussion. You may also use seminal scholarly literature where relevant. Suitable references include peer-reviewed journal articles as well as textbooks and credible websites. When sourcing information, consider the 5 elements of a quality reference: currency, authority, relevance, objectivity, and coverage. Grey literature sourced from the internet must be from reputable websites such as from government, university, or peak national bodies: for example, the Australian College of Nursing. . Note, websites such as Stat Pearls, Life in the Fastlane, and Wikipedia are not suitable for this assessment task.

Requirements

- Use a conventional and legible size 12 font, such as Times New Roman or Arial, with 2.0 line spacing and 2.54cm page margins (standard pre-set margin in Microsoft Word).
- Include page numbers on the top right side of each page in a header.
- Write predominantly in the third-person perspective and use first person perspective where appropriate.
- Use formal academic language.

- Substantiate your discussion using the scholarly literature and use the American Psychological Association 7th edn referencing style. The CQUniversity Academic Learning Centre has an online [APA Referencing Style Guide](#).
- Start your reference list on a separate page to the body of your assignment.
- The word count is considered from the first word of the introduction to the last word of the conclusion. The word count excludes the reference list but includes in-text references and direct quotations.

Resources

- Nursing and Midwifery Board of Australia (NMBA) [registered nurse standards for practice](#) (2016).
- You can use unit provided materials and other credible sources (e.g. journal articles, books) to reference your argument. The quality and credibility of your sources are important. Please note, lecture notes are not primary sources of evidence and should not be used in this assessment.
- We recommend that you access your discipline specific [Nursing Resource Guide](#)
- You may like to manage your citations and reference list. Information on how to use academic referencing software (EndNote) is available at the [CQUniversity Library website](#) should you wish to learn how to use it.
- For information on academic writing and referencing please go to the [Academic Learning Centre Moodle site](#). The [Academic Communication section](#) has many helpful resources including information for students with English as a second language.
- Submit a draft before the due date to review your Turnitin Similarity Score before making a final submission. [Instructions are available here](#).

Submission

Submit your assessment via the unit Moodle site in Microsoft Word format only.

Marking Criteria

Refer to the marking rubric below for more detail on how marks will be assigned. To achieve a passing grade for this unit you are required to pass this assessment item. If you do not pass this assessment item, you may have an opportunity to re-attempt.

A re-attempt is where you are given a second opportunity to demonstrate your achievement of one or more of the unit's learning outcomes before you can progress to new learning or participate in subsequent learning activities. You may be given the opportunity to re-attempt an assessment but will only achieve a mark no greater than the minimum for a pass standard for the assessment.

You must:

- have shown a reasonable attempt to complete the initial assessment task
- be granted a re-attempt by your Unit Lead/Coordinator
- make changes to the nominated assessment task which you have failed and resubmit the revised work for marking within seven consecutive days, no assessment extensions will be approved.

Please note: Only one opportunity for a re-attempt is allowed.

Learning Outcomes Assessed

1. Demonstrate role modelling of professional attributes.
2. Communicate effectively with patients and co-workers to improve patient outcomes.
3. Demonstrate advanced clinical skills in clinical assessment and evaluation, and the implementation of evidence-based nursing interventions, in clinical settings.

Assessment Due Date

Week 12 Friday (2 June 2023) 11:45 pm AEST
Online

Return Date to Students

Review/Exam Week Friday (9 June 2023)
online

Weighting

Pass/Fail

Minimum mark or grade

PASS

Assessment Criteria

NURS20172 Assessment 2 Rubric

To achieve a pass in this assessment students must be successful in half of each criteria. Please add more rows if your specialty has more than 7 standards. Students may have a second attempt if unsuccessful in the first attempt

PASS	FAIL
Artefact 1 - CV - Week 3 <ul style="list-style-type: none">Professional E-Portfolio (Portfolio) contains a current CVContact details providedEducation qualifications includedCV contains a list of current competenciesPrevious employment detailedProfessional body memberships detailedAwards identified	Artefact 1 - CV - Week 3 <ul style="list-style-type: none">Professional E-Portfolio (Portfolio) does not contain a current CVContact details not providedEducation qualifications not includedCV does not contain a list of current competenciesPrevious employment not detailedProfessional body memberships not detailedAwards not identified
Artefact 2: Specialty Standards artefact - Week 12 <ul style="list-style-type: none">The professional portfolio contains the completed Specialty Standards ArtefactThe Specialty Standards Artefact has an introduction identifying the nursing specialty and the standards to be addressed	Artefact 2: Specialty Standards artefact - Week 12 <ul style="list-style-type: none">The professional portfolio does not contain the Specialty Standards ArtefactThe Specialty Standards Artefact does not have an introduction identifying the nursing specialty and the standards to be addressed
Standard 1: <ul style="list-style-type: none">Good outline of current practice relevant to standard.Clear indication of evidence required to demonstrate competency / strengths development.Overall, the Specialty Standards Artefact demonstrates critical analysis of the professional self.	Standard 1: <ul style="list-style-type: none">Very limited or no outline of current practice relevant to standard.Very limited indication of evidence required to demonstrate competency / strengths development.Overall, the Specialty Standards Artefact does not demonstrate critical analysis of the professional self.
Standard 2: <ul style="list-style-type: none">Good outline of current practice relevant to standard.Clear indication of evidence required to demonstrate competency / strengths development.Overall, the Specialty Standards Artefact demonstrates critical analysis of the professional self	Standard 2: <ul style="list-style-type: none">Very limited or no outline of current practice relevant to standard.Very limited indication of evidence required to demonstrate competency / strengths development.Overall, the Specialty Standards Artefact does not demonstrate critical analysis of the professional self.
Standard 3: <ul style="list-style-type: none">Good outline of current practice relevant to standard.Clear indication of evidence required to demonstrate competency / strengths development.Overall, the Specialty Standards Artefact demonstrates critical analysis of the professional self	Standard 3: <ul style="list-style-type: none">Very limited or no outline of current practice relevant to standard.Very limited indication of evidence required to demonstrate competency / strengths development.Overall, the Specialty Standards Artefact does not demonstrate critical analysis of the professional self.
Standard 4: <ul style="list-style-type: none">Good outline of current practice relevant to standard.Clear indication of evidence required to demonstrate competency / strengths development.Overall, the Specialty Standards Artefact demonstrates critical analysis of the professional self	Standard 4: <ul style="list-style-type: none">Very limited or no outline of current practice relevant to standard.Very limited indication of evidence required to demonstrate competency / strengths development.Overall, the Specialty Standards Artefact does not demonstrate critical analysis of the professional self.
Standard 5: <ul style="list-style-type: none">Good outline of current practice relevant to standard.Clear indication of evidence required to demonstrate competency / strengths development.Overall, the Specialty Standards Artefact demonstrates critical analysis of the professional self	Standard 5: <ul style="list-style-type: none">Very limited or no outline of current practice relevant to standard.Very limited indication of evidence required to demonstrate competency / strengths development.Overall, the Specialty Standards Artefact does not demonstrate critical analysis of the professional self.
Standard 6: <ul style="list-style-type: none">Good outline of current practice relevant to standard.Clear indication of evidence required to demonstrate competency / strengths development.Overall, the Specialty Standards Artefact demonstrates critical analysis of the professional self	Standard 6: <ul style="list-style-type: none">Very limited or no outline of current practice relevant to standard.Very limited indication of evidence required to demonstrate competency / strengths development.Overall, the Specialty Standards Artefact does not demonstrate critical analysis of the professional self.
Standard 7: <ul style="list-style-type: none">Concise outline of current practice relevant to standard.Clear indication of evidence required to demonstrate competency / strengths development.Overall, the Specialty Standards Artefact demonstrates critical analysis of the professional self	Standard 7: <ul style="list-style-type: none">Very limited or no outline of current practice relevant to standard.Very limited indication of evidence required to demonstrate competency / strengths development.Overall, the Specialty Standards Artefact does not demonstrate critical analysis of the professional self.
Presentation & Structure <ul style="list-style-type: none">Writing within the portfolio is coherent and logically structured.There is no more than 3 different grammatical and 3 different punctuation errors.The document is consistently substantiated with reference to the current literature.APA7 referencing style is used throughout with 5 or less different citation errors.	Presentation & Structure <ul style="list-style-type: none">Writing within the portfolio is not coherent nor logically structuredThere is more than 3 different grammatical and 3 different punctuation errors.The document is not consistently substantiated with reference to the current literature.APA7 referencing style is not used throughout and there are more than 5 different citation errors

Referencing Style

- [American Psychological Association 7th Edition \(APA 7th edition\)](#)

Submission

Online

Submission Instructions

Online

Learning Outcomes Assessed

- Demonstrate role modelling of professional attributes
- Communicate effectively with patients and co-workers to improve patient outcomes

- Demonstrate advanced clinical skills in clinical assessment and evaluation, and the implementation of evidence based nursing interventions, in clinical settings

Graduate Attributes

- Knowledge
- Communication
- Cognitive, technical and creative skills
- Research
- Self-management
- Ethical and Professional Responsibility
- Leadership

Academic Integrity Statement

As a CQUniversity student you are expected to act honestly in all aspects of your academic work.

Any assessable work undertaken or submitted for review or assessment must be your own work. Assessable work is any type of work you do to meet the assessment requirements in the unit, including draft work submitted for review and feedback and final work to be assessed.

When you use the ideas, words or data of others in your assessment, you must thoroughly and clearly acknowledge the source of this information by using the correct referencing style for your unit. Using others' work without proper acknowledgement may be considered a form of intellectual dishonesty.

Participating honestly, respectfully, responsibly, and fairly in your university study ensures the CQUniversity qualification you earn will be valued as a true indication of your individual academic achievement and will continue to receive the respect and recognition it deserves.

As a student, you are responsible for reading and following CQUniversity's policies, including the [Student Academic Integrity Policy and Procedure](#). This policy sets out CQUniversity's expectations of you to act with integrity, examples of academic integrity breaches to avoid, the processes used to address alleged breaches of academic integrity, and potential penalties.

What is a breach of academic integrity?

A breach of academic integrity includes but is not limited to plagiarism, self-plagiarism, collusion, cheating, contract cheating, and academic misconduct. The Student Academic Integrity Policy and Procedure defines what these terms mean and gives examples.

Why is academic integrity important?

A breach of academic integrity may result in one or more penalties, including suspension or even expulsion from the University. It can also have negative implications for student visas and future enrolment at CQUniversity or elsewhere. Students who engage in contract cheating also risk being blackmailed by contract cheating services.

Where can I get assistance?

For academic advice and guidance, the [Academic Learning Centre \(ALC\)](#) can support you in becoming confident in completing assessments with integrity and of high standard.

What can you do to act with integrity?

**Be Honest**

If your assessment task is done by someone else, it would be dishonest of you to claim it as your own

**Seek Help**

If you are not sure about how to cite or reference in essays, reports etc, then seek help from your lecturer, the library or the Academic Learning Centre (ALC)

**Produce Original Work**

Originality comes from your ability to read widely, think critically, and apply your gained knowledge to address a question or problem