



# **NURS20172 Introduction to Developing Specialty Practice**

## **Term 2 - 2023**

Profile information current as at 30/04/2024 04:16 am

All details in this unit profile for NURS20172 have been officially approved by CQUUniversity and represent a learning partnership between the University and you (our student). The information will not be changed unless absolutely necessary and any change will be clearly indicated by an approved correction included in the profile.

## General Information

### Overview

This unit builds on the unit NURS20171 - Nursing and Professional Practice 1 - by extending your nursing knowledge and skills to further develop your professional confidence and competence in managing complex patient care. You will be able to validate your nursing judgements and clinical decisions through professional reflection and critical thinking. You will role model professional attributes in the application of advanced clinical skills – assessment, intervention, evaluation – and effective communication with patients and co-workers to improve person-centred care and health outcomes. This unit will be directly applicable to the clinical setting where you are employed.

### Details

Career Level: *Postgraduate*

Unit Level: *Level 8*

Credit Points: 6

Student Contribution Band: 7

Fraction of Full-Time Student Load: 0.125

### Pre-requisites or Co-requisites

Pre-requisite: NURS20171 Nursing and Professional Practice 1

Important note: Students enrolled in a subsequent unit who failed their pre-requisite unit, should drop the subsequent unit before the census date or within 10 working days of Fail grade notification. Students who do not drop the unit in this timeframe cannot later drop the unit without academic and financial liability. See details in the [Assessment Policy and Procedure \(Higher Education Coursework\)](#).

### Offerings For Term 2 - 2023

- Online

### Attendance Requirements

All on-campus students are expected to attend scheduled classes – in some units, these classes are identified as a mandatory (pass/fail) component and attendance is compulsory. International students, on a student visa, must maintain a full time study load and meet both attendance and academic progress requirements in each study period (satisfactory attendance for International students is defined as maintaining at least an 80% attendance record).

### Website

[This unit has a website, within the Moodle system, which is available two weeks before the start of term. It is important that you visit your Moodle site throughout the term. Please visit Moodle for more information.](#)

## Class and Assessment Overview

### Recommended Student Time Commitment

Each 6-credit Postgraduate unit at CQUniversity requires an overall time commitment of an average of 12.5 hours of study per week, making a total of 150 hours for the unit.

### Class Timetable

#### [Regional Campuses](#)

Bundaberg, Cairns, Emerald, Gladstone, Mackay, Rockhampton, Townsville

#### [Metropolitan Campuses](#)

Adelaide, Brisbane, Melbourne, Perth, Sydney

### Assessment Overview

#### 1. **Reflective Practice Assignment**

Weighting: Pass/Fail

#### 2. **Portfolio**

Weighting: Pass/Fail

### Assessment Grading

This is a pass/fail (non-graded) unit. To pass the unit, you must pass all of the individual assessment tasks shown in the table above.

## CQUniversity Policies

**All University policies are available on the [CQUniversity Policy site](#).**

You may wish to view these policies:

- Grades and Results Policy
- Assessment Policy and Procedure (Higher Education Coursework)
- Review of Grade Procedure
- Student Academic Integrity Policy and Procedure
- Monitoring Academic Progress (MAP) Policy and Procedure – Domestic Students
- Monitoring Academic Progress (MAP) Policy and Procedure – International Students
- Student Refund and Credit Balance Policy and Procedure
- Student Feedback – Compliments and Complaints Policy and Procedure
- Information and Communications Technology Acceptable Use Policy and Procedure

This list is not an exhaustive list of all University policies. The full list of University policies are available on the [CQUniversity Policy site](#).

## Previous Student Feedback

### Feedback, Recommendations and Responses

Every unit is reviewed for enhancement each year. At the most recent review, the following staff and student feedback items were identified and recommendations were made.

#### Feedback from Unit evaluation.

**Feedback**

Students requested more meaningful assessment feedback.

**Recommendation**

Feedback will be provided using both written and oral formats. Teachers will provide instructions for learners on how to access recorded feedback during tutorials.

#### Feedback from Unit evaluation.

**Feedback**

Clarity of course resources.

**Recommendation**

Course resources will be reviewed.

## Unit Learning Outcomes

**On successful completion of this unit, you will be able to:**

1. Demonstrate role modelling of professional attributes
2. Communicate effectively with patients and co-workers to improve patient outcomes
3. Demonstrate advanced clinical skills in clinical assessment and evaluation, and the implementation of evidence based nursing interventions, in clinical settings
4. Reflect critically on personal outputs and professionalism within the clinical workplace.

NA




## Alignment of Learning Outcomes, Assessment and Graduate Attributes

 N/A Level	 Introductory Level	 Intermediate Level	 Graduate Level	 Professional Level	 Advanced Level
---	--	--	--	--	--

### Alignment of Assessment Tasks to Learning Outcomes

Assessment Tasks	Learning Outcomes			
	1	2	3	4
1 - Reflective Practice Assignment - 0%	•	•		•
2 - Portfolio - 0%	•	•	•	

### Alignment of Graduate Attributes to Learning Outcomes

Graduate Attributes	Learning Outcomes			
	1	2	3	4
1 - Knowledge				
2 - Communication				
3 - Cognitive, technical and creative skills				
4 - Research				
5 - Self-management				
6 - Ethical and Professional Responsibility				
7 - Leadership				
8 - Aboriginal and Torres Strait Islander Cultures				

### Alignment of Assessment Tasks to Graduate Attributes

Assessment Tasks	Graduate Attributes							
	1	2	3	4	5	6	7	8
1 - Reflective Practice Assignment - 0%								
2 - Portfolio - 0%								

## Textbooks and Resources

### Textbooks

**There are no required textbooks.**

### IT Resources

**You will need access to the following IT resources:**

- CQUniversity Student Email
- Internet
- Unit Website (Moodle)
- Academic Learning Centre services
- Access to MIMS through the university library
- CQ U library search engines for research articles
- CQUniversity library literature search tools
- Wordprocessing, spreadsheeting and powerpoint software
- Zoom account (Free)
- Zoom app on your smart phone or access to Zoom on your laptop
- Endnote bibliographic software. This is optional for formatting references.
- Online access Australian Standards (through CQU Library)
- CQUniversity Library Nursing Resources
- Zoom (both microphone and webcam capability)

## Referencing Style

All submissions for this unit must use the referencing style: [American Psychological Association 7th Edition \(APA 7th edition\)](#)

For further information, see the Assessment Tasks.

## Teaching Contacts

**Hellen Kaneko** Unit Coordinator

[h.kaneko@cqu.edu.au](mailto:h.kaneko@cqu.edu.au)

**Leanne Jack** Unit Coordinator

[l.jack@cqu.edu.au](mailto:l.jack@cqu.edu.au)

## Schedule

### WEEK 1 - MODULE 1- SPECIALTY, PROFESSIONALISM AND THE REGISTERED NURSE - 10 Jul 2023

Module/Topic	Chapter	Events and Submissions/Topic
<b>Welcome to the Unit</b> <ul style="list-style-type: none"><li>• Self-directed Learning</li><li>• Moodle site</li><li>• Student Support</li><li>• The rise of specialty practice</li><li>• Evidence based practice</li></ul>	Module 1: Readings as indicated in topic	<b>Zoom:</b> Weekly- Tuesday 1900 <b>Activities:</b> Complete the topic activities <ul style="list-style-type: none"><li>• Check out the Moodle site and click on all the links.</li><li>• Assessment?</li><li>• Whats in the Library?</li><li>• Visit the Academic Learning Centre</li><li>• Access the General Discussion page, introduce yourself and identify where you work.</li><li>• Identify your nursing specialty</li><li>• Access your nursing specialty standards - you will need to join a nursing association to do this</li></ul>

**WEEK 2 - MODULE 1 - SPECIALTY, PROFESSIONALISM AND THE REGISTERED NURSE - 17 Jul 2023**

Module/Topic	Chapter	Events and Submissions/Topic
RN Standards in specialty practice Specialty standards	Readings as indicated in Module	<b>Zoom:</b> Weekly - Tuesday 1900 <b>Activities:</b> Complete the topic activities • Complete the self-rating and self-development of skills and communication related to advanced clinical skills.

**WEEK 3 - MODULE 1 - SPECIALTY, PROFESSIONALISM AND THE REGISTERED NURSE - 24 Jul 2023**

Module/Topic	Chapter	Events and Submissions/Topic
Representing professionalism in specialty Professional organisations	Readings as indicated in Module	<b>Zoom:</b> Weekly - Tuesday 1900 <b>Activities:</b> Complete the topic activities <b>Submit Assessment 2- Portfolio- Part A - CV - submit via Moodle. Due Date: 5pm (AEST) Wednesday 26th July 2023 (week 3).</b>

**WEEK 4 - MODULE 1 - SPECIALTY, PROFESSIONALISM AND THE REGISTERED NURSE - 31 Jul 2023**

Module/Topic	Chapter	Events and Submissions/Topic
Issues associated with specialty practice	Readings as indicated in Module	<b>Zoom:</b> Weekly - Tuesday 1900 <b>Activities:</b> Complete the topic activities • Access and download your specialty standards of practice

**WEEK 5 - MODULE 2 - COMMUNICATION IN SPECIALTY - 07 Aug 2023**

Module/Topic	Chapter	Events and Submissions/Topic
Overview of communication	Readings as indicated in Module	<b>Zoom:</b> Weekly - Tuesday 1900 <b>Activities:</b> Complete the topic activities

**Vacation Week - 14 Aug 2023**

Module/Topic	Chapter	Events and Submissions/Topic
--------------	---------	------------------------------

**WEEK 6 - MODULE 2 - COMMUNICATION IN SPECIALTY - 21 Aug 2023**

Module/Topic	Chapter	Events and Submissions/Topic
Errors in communication – spoken, patients interprofessional, documentation, acronyms Consequences of communication errors	Readings as indicated in Module	<b>Zoom:</b> Weekly - Tuesday 1900 <b>Activities:</b> Complete the topic activities • On the General Discussion page identify an error in communication that you have seen and the consequences of these errors.

**WEEK 7 - MODULE 2 - COMMUNICATION IN SPECIALTY - 28 Aug 2023**

Module/Topic	Chapter	Events and Submissions/Topic
--------------	---------	------------------------------

The rise of e-communication  
Impact of e-communication on health care

Readings as indicated in Module

**Zoom:** Weekly - Tuesday 1900  
**Activities:** Complete the topic activities  
• On the General Discussion page describe one positive and one negative experience with e-communication at work.  
• In your study journal, list the types of e-communication you have used at work.  
• **Assessment 1: Reflective Practice Assignment. Due Date: 5pm (AEST) Wednesday 30th August 2023 (week 7).**

**Reflective Practice Assignment**  
Due: Week 7 Wednesday (30 Aug 2023) 5:00 pm AEST

#### WEEK 8 - MODULE 3 - ADVANCED SKILLS - 04 Sep 2023

Module/Topic	Chapter	Events and Submissions/Topic
In the care of the cardiac patient Interpreting ECGs	Readings as indicated in Module	<b>Zoom:</b> Weekly - Tuesday 1900 <b>Activities:</b> Complete the topic activities • in your journal, identify one advanced assessment skill and one advanced intervention skill you aim to master in cardiac nursing.

#### WEEK 9 - MODULE 3 - ADVANCED SKILLS - 11 Sep 2023

Module/Topic	Chapter	Events and Submissions/Topic
Care of the neurological patient	Readings as indicated in Module	<b>Zoom:</b> Weekly - Tuesday 1900 <b>Activities:</b> Complete the topic activities • in your journal, identify one advanced assessment skill and one advanced intervention skill you aim to master in neurological nursing.

#### WEEK 10 - MODULE 3 - ADVANCED SKILLS - 18 Sep 2023

Module/Topic	Chapter	Events and Submissions/Topic
Care of the renal patient	Readings as indicated in Module	<b>Zoom:</b> Weekly - Tuesday 1900 <b>Activities:</b> Complete the topic activities • in your journal, identify one advanced assessment skill and one advanced intervention skill you aim to master in renal nursing.

#### WEEK 11 - MODULE 3 - ADVANCED SKILLS - 25 Sep 2023

Module/Topic	Chapter	Events and Submissions/Topic
Care of the respiratory patient	Readings as indicated in Module	<b>Zoom:</b> Weekly - Tuesday 1900 <b>Activities:</b> Complete the topic activities • in your journal, identify one advanced assessment skill and one advanced intervention skill you aim to master in respiratory nursing.

#### WEEK 12 - REVISION - 02 Oct 2023

Module/Topic	Chapter	Events and Submissions/Topic
--------------	---------	------------------------------

Revision

Readings as indicated in Module

**Zoom:** Weekly - day and time TBA  
**Assessment 2- Part B:**  
**Specialty Standards Essay Due**  
**Date: 5 pm (AEST) Wednesday 4th**  
**October 2023 (week 12).**

**Portfolio** Due: Week 12 Wednesday  
(4 Oct 2023) 5:00 pm AEST

#### Review/Exam Week - 09 Oct 2023

Module/Topic	Chapter	Events and Submissions/Topic
--------------	---------	------------------------------

#### Exam Week - 16 Oct 2023

Module/Topic	Chapter	Events and Submissions/Topic
--------------	---------	------------------------------

## Term Specific Information

As this unit is offered online, students are asked to prepare their own individual study plan to undertake self-directed study throughout the term. A key to your success is a strategic self-directed approach to learning and regular contact with your Unit Coordinator. Please check the Announcements page and unit content at least twice a week - there will be regular announcements about assessments and unit resources posted throughout the term and reviewing this information is essential to unit knowledge and your success.

## Assessment Tasks

### 1 Reflective Practice Assignment

#### Assessment Type

Reflective Practice Assignment

#### Task Description

**Due Date:** 5pm (AEST) Wednesday 30th August 2023 (Week 7)

**Weighting:** Pass/Fail

**Length:** 2500 words + 10% (excluding reference list)

**Unit Coordinator:** Ms Hellen Kaneko

#### Aim

The aim of this assessment is for you to demonstrate your knowledge, understanding, and critical thinking, using written reflection to self-assess your clinical practice.

#### Instructions

Reflect on your professional nursing practice and analyse how you demonstrate effective communication and role model professionalism in your clinical work setting. Identify one scenario from your clinical practice to base your reflection on. Your reflection should identify examples of your personal contributions as evidence of your professionalism and positive impact on patient outcomes. Substantiate your reflection using current literature.

Please follow the steps below to complete your assessment task:

Step 1. Review the [video explaining reflective writing](#) to guide your reflection.

Step 2. Provide a brief introduction outlining the aim of your assessment and the approach your reflection will take (approximately 150 words).

Step 3. Discuss examples of your professionalism and communication in your clinical setting (approximately 800 words).

Step 4. Using critical self-reflection, discuss how your personal contributions impact patient outcomes (approximately 1,400 words).

Step 4. Substantiate your discussion using current, relevant, peer reviewed literature.

Step 6. Provide a concise conclusion summarising the main concepts from your assessment (approximately 150 words).

#### Literature and references

In this assessment use at least 15 contemporary references (<5 years) sourced from the CQUniversity library to support your discussion. You may also use seminal scholarly literature where relevant. Suitable references include peer-reviewed



journal articles as well as textbooks and credible websites. When sourcing information, consider the five elements of a quality reference: currency, authority, relevance, objectivity, and coverage. Grey literature sourced from the internet must be from reputable websites such as from government, university, or peak national bodies: for example, the Australian College of Nursing. Note, websites such as Stat Pearls, Life in the Fastlane, and Wikipedia are not suitable for this assessment task.

### Requirements

- Have a cover page for your assignment that includes your name, student number, unit code, and in-text word count.
- Use a conventional and legible size 12 font, either Times New Roman or Arial, with 2.0 line spacing and 2.54cm margins (standard pre-set margin in Microsoft Word).
- Include page numbers on the top right side of each page in a header.
- Write in the third-person perspective; examples provided may be in the first-person perspective.
- Use formal academic language.
- Use the seventh edition American Psychological Association (APA) referencing style. The CQUniversity Academic Learning Centre has an online APA Referencing Style Guide.
- References must be used to support the reflection on the ethical and legal implications as well as the identified decisions and actions taken.
- Start your reference list on a separate page to the body of your assignment.
- The word count excludes the reference list but includes in-text references and direct quotations, including paraphrasing and direct quotes. Please note, direct quotes should be avoided in Post Graduate assessments.

### Resources

- You can use unit provided materials and other credible sources (e.g. journal articles, books) to reference your argument. The quality and credibility of your sources are important. Please note, lecture notes are not primary sources of evidence.
- We recommend that you access your discipline specific [Nursing Resource Guide](#).
- You may like to manage your citations and reference list. Information on how to use academic referencing software (EndNote) is available at the [CQUniversity Library website](#) should you wish to learn how to use it.
- For information on academic writing and referencing please go to the [Academic Learning Centre Moodle site](#). The [Academic Communication section](#) has many helpful resources, including information for students with English as a second language.
- Submit at least one draft before the due date to review your Turnitin Similarity Score before uploading your final submission. [Instructions are available here](#).

### Submission

Submit your assessment via the unit Moodle site in Microsoft Word format only.

### Marking Criteria

Refer to the marking rubric on the Moodle site for more detail on how marks will be assigned.

To achieve a passing grade for this unit you are required to pass this assessment item. If you do not pass this assessment item, you may have an opportunity to re-attempt.

A re-attempt is where you are given a second opportunity to demonstrate your achievement of one or more of the unit's learning outcomes before you can progress to new learning or participate in subsequent learning activities. You may be given the opportunity to re-attempt an assessment but will only achieve a mark no greater than the minimum for a pass standard for the assessment.

You must:

- have shown a reasonable attempt to complete the initial assessment task
- be granted a re-attempt by your Unit Lead/Coordinator
- make changes to the nominated assessment task which you have failed and resubmit the revised work for marking within seven consecutive days, no assessment extensions will be approved.

Please note: Only one opportunity for a re-attempt is allowed.

## Learning Outcomes Assessed

1. Demonstrate role modelling of professional attributes.
2. Communicate effectively with patients and co-workers to improve patient outcomes.
4. Reflect critically on personal outputs and professionalism within the clinical workplace.

## References

Academic Skills, The University of Melbourne. (2017). *Reflective writing* [Video]. YouTube.  
<https://www.youtube.com/watch?v=SntBj0FIAPw>

## Assessment Due Date

Week 7 Wednesday (30 Aug 2023) 5:00 pm AEST  
Online in word format

## Return Date to Students

Week 9 Friday (15 Sept 2023)  
Online

## Weighting

Pass/Fail

## Minimum mark or grade

PASS

## Assessment Criteria

### NURS20172 Introduction to Specialty Practice - Assessment One Rubric.

#### Student name: Student number:

To achieve a pass in this assessment **students must be successful in each of the 4 major criteria (Structure, Presentation and Professional Writing; Reflection; Reflection; Professionalism and Communication; and Referencing.**

To be successful in each of the major criteria students must be successful **in one half of the given minor criteria**, i.e., 4/7; 3/5; 2/4.

PASS	FAIL
STRUCTURE, PRESENTATION & PROFESSIONAL WRITING	
<ul style="list-style-type: none"><li>• The written essay demonstrates logical and coherent flow.</li><li>• The written essay adheres to the presentation requirements with less than three errors.</li><li>• The written essay has no more than three different spelling errors.</li><li>• The written essay has no more than three different grammatical errors.</li><li>• The written essay has no more than three different punctuation errors.</li></ul>	<ul style="list-style-type: none"><li>• The written essay does not demonstrate logical and coherent flow.</li><li>• The written essay deviates from the presentation requirements with less than three errors.</li><li>• The written essay has more than three different spelling errors.</li><li>• The written essay has more than three different grammatical errors.</li><li>• The written essay has more than three different punctuation errors.</li></ul>
REFLECTION	
<ul style="list-style-type: none"><li>• Reflection is guided by DIEP as per the video.</li><li>• Description of experience is clear.</li><li>• Feelings and thoughts are identified.</li><li>• Interpretation of role modelling of professionalism is clear.</li><li>• Interpretation of role modelling communication is clear.</li><li>• Evaluation of how personal outputs impact patient outcomes is clear.</li><li>• Discussion of action to take in the future is clear and logical.</li></ul>	<ul style="list-style-type: none"><li>• Reflection is not guided by DIEP as per the video.</li><li>• Description of experience is unclear. · Feelings and thoughts are not identified.</li><li>• No interpretation of role modelling of professionalism is evident.</li><li>• No interpretation of role modelling of communication is evident.</li><li>• Evaluation of how personal outputs impact patient outcomes is unclear.</li><li>• No or limited discussion of action to take in the future.</li></ul>
PROFESSIONALISM AND COMMUNICATION	
<ul style="list-style-type: none"><li>• Current literature on professionalism is used to inform the discussion.</li><li>• Examples of professionalism are provided and analysed.</li><li>• Current literature on communication is used to inform the discussion.</li><li>• Examples of professionalism are provided and analysed.</li><li>• The concept of role modelling is discussed.</li></ul>	<ul style="list-style-type: none"><li>• Current literature on professionalism is not used to inform the discussion.</li><li>• Unsatisfactory examples of professionalism are provided and are poorly or not analysed.</li><li>• Current literature on communication is not used to inform the discussion.</li><li>• Unsatisfactory examples of professionalism are provided and are poorly or not analysed.</li><li>• The concept of role modelling is not discussed.</li></ul>
REFERENCING	
<ul style="list-style-type: none"><li>• The essay is substantiated with current, peer reviewed literature using the APA 7th edn referencing style (current CQUniversity abridged edition).</li><li>• The literature cited is current, i.e., published within the last 5 years, reputable and may include seminal works.</li><li>• There are less than three different errors with in-text APA 7th edn referencing.</li><li>• There are less than three different errors in APA 7th edn referencing in the reference list.</li></ul>	<ul style="list-style-type: none"><li>• The essay is not substantiated with current, peer reviewed literature using the APA 7th edn referencing style (current CQUniversity abridged edition).</li><li>• The literature cited is not current, i.e., not published within the last 5 years, is not from reputable sources and does not contain seminal work.</li><li>• There are three or more errors with in-text APA 7th edn referencing.</li><li>• There are three or more errors with the APA 7th edn referencing in the reference list.</li></ul>

Feedback:

ALLOCATED GRADE

PASS

Fail

MARKER:

DATE:

## Referencing Style

- [American Psychological Association 7th Edition \(APA 7th edition\)](#)

**Submission**

Online

**Submission Instructions**

Online

**Learning Outcomes Assessed**

- Demonstrate role modelling of professional attributes
- Communicate effectively with patients and co-workers to improve patient outcomes
- Reflect critically on personal outputs and professionalism within the clinical workplace.

**Graduate Attributes**

- Knowledge
- Communication
- Cognitive, technical and creative skills
- Research
- Self-management
- Ethical and Professional Responsibility
- Leadership

## 2 Portfolio

**Assessment Type**

Portfolio

**Task Description**

NURS20172 Introduction to Developing Specialty Practice

Assessment 2 – Portfolio

**Type:** Part A: Curriculum Vitae

Part B: Specialty Standards assessment

**Due date:** Part A: 5pm (AEST) Wednesday 26th July (Week 3)

Part B: 5pm (AEST) Wednesday 4th October 2023 (Week 12)

**Weighting:** Part A: Pass/Fail

Part B: Pass/Fail

**Length:** Part A: No more than 5 A-4 pages

Part B: 2,500 words +/- 10% (excluding reference list)

**Unit Coordinator:** Ms Hellen Kaneko

**Aim**

The aim of this assessment is to provide you with an opportunity to demonstrate how your professional practice meets the nursing standards of your chosen specialty.

**Instructions**

For this assessment, you are asked to use the nursing specialty standards of your chosen specialty to demonstrate professionalism in your practice. You need to provide an example for each of the standards on how your professional practice demonstrates that you meet the standard. Your discussion will include two changes or strategies that you can apply to improve your professional practice to align with your specialty nursing standards.

Please follow the steps below to complete **Part A** of your assessment task:

- Write your professional Curriculum Vitae (CV) aligning your CV to your Nursing and Midwifery Board of Australia (NMBA) Registered nurse standards for practice (2016) and Specialty Standards.
- Your CV should provide a clear, succinct summary of your career, and include the citation of your qualifications and professional experience/s to demonstrate insight into your current professional associations and capabilities.

Please follow the steps below to complete **Part B** of your assessment task:

- To complete your specialty standards essay, in Week 1, access your specialty standards document and Portfolio (on Moodle). The standards documents are available on Moodle or via your specialty professional organisation. If your specialty does not have standards of practice, please contact your Unit Coordinator in Week 1.
- Your specialty standards essay should include the following:
  - o Demonstration of your professionalism as a registered nurse in specialty.
  - o A discussion on how you have met the standards of specialty including examples and supporting evidence including

current literature.

### **Literature and references**

In this assessment use at least 15 contemporary references for **Part B** (5 years or less) sourced from the CQUniversity library to support your discussion. You may also use seminal scholarly literature where relevant. Suitable references include peer-reviewed journal articles as well as textbooks and credible websites. When sourcing information, consider the 5 elements of a quality reference: currency, authority, relevance, objectivity, and coverage. Grey literature sourced from the internet must be from reputable websites such as government, university, or peak national bodies: for example, the Australian College of Nursing. Note, websites such as Stat Pearls, Life in the Fastlane, and Wikipedia are not suitable for this assessment task. Lecture notes are not primary sources of evidence and should not be used in this assessment.

### **Requirements**

#### **Part A**

- Be creative with your assessment, however, make sure it is legible and not overcrowded.
- Use a conventional and legible font.
- Write in the first-person perspective.
- Use formal academic and discipline specific language.
- Your CV should be no longer than 4 A4 pages in total.

#### **Part B**

- Include a cover page for your assignment that includes your name, student number, unit code, and in-text word count.
- Use conventional and legible size 12 font, either Times New Roman or Arial font, with 2.0 spacing and 2.54cm margins (standard pre-set margin in Microsoft Word).
- Include page numbers on the top right side of each page in a header.
- Write in the third-person perspective.
- Use formal academic language and essay structure.
- Use the seventh edition American Psychological Association (APA) referencing style. The CQUniversity Academic Learning Centre has an online [APA Referencing Style Guide](#).
- The word count excludes the reference list but includes in-text references and direct quotations, including paraphrasing and direct quotes. Please note, direct quotes should be avoided in Post Graduate assessments.

### **Resources**

- You can use unit provided materials and other credible sources (e.g., journal articles, books) to reference your argument. The quality and credibility of your sources are important. Please note, lecture notes are not peer reviewed primary sources of evidence.
- We recommend that you access your discipline specific [Nursing Resource Guide](#).
- You may like to manage your citations and reference list. Information on how to use academic referencing software (EndNote) is available at the [CQUniversity Library](#) website should you wish to learn how to use it.
- For information on academic writing and referencing please go to the [Academic Learning Centre Moodle site](#). The [Academic Communication section](#) has many helpful resources, including information for students with English as a second language.
- For information on using PowerPoint please go to the [Academic Learning Centre Computing Basics section](#) – How to use PowerPoint.
- You may wish to submit a draft to Studiosity.
- Submit at least one draft before the due date to review your Turnitin Similarity Score before uploading your final submission. [Instructions are available here](#).

### **Submission**

Submit **Part A** and **Part B** of your assessment via the unit Moodle site in Microsoft Word format only.

### **Marking Criteria**

Refer to the marking rubric on the Moodle site for more detail on how marks will be assigned. Assessment re-attempt is not available for Assessment Two – Parts A and B.

Once your assessment has been marked, please make your corrections, and submit to your e-Portfolio (also called Portfolium) within two weeks of assignment feedback. You will need to add new pages titled Curriculum Vitae profile and Professional Standards to your e-Portfolio so that you can upload your documents.

## Learning Outcomes Assessed

1. Demonstrate role modelling of professional attributes.
2. Communicate effectively with patients and co-workers to improve patient outcomes.
3. Demonstrate advanced clinical skills in clinical assessment and evaluation, and the implementation of evidence-based nursing interventions, in clinical settings.

## Assessment Due Date

Week 12 Wednesday (4 Oct 2023) 5:00 pm AEST

Online

## Return Date to Students

Review/Exam Week Friday (13 Oct 2023)

online

## Weighting

Pass/Fail

## Minimum mark or grade

PASS

## Assessment Criteria

### NURS20172 Assessment 2 Rubric Student name:

To achieve a pass in this assessment students must be successful in each of the four major criteria: Part A: Curriculum Vitae (CV), Part B: Speciality Standards Assessment, Presentation, Structure & Professional Writing and Referencing.

To be successful in each of the major criteria students must be successful in one half of each criteria, i.e., 4/7; 1/2.

PASS	FAIL
<b>PART A: Curriculum Vitae (CV) (Week 3)</b>	
<ul style="list-style-type: none"><li>• Professional E- Portfolio (Portfolium) contains a current CV.</li><li>• Contact details provided.</li><li>• Education qualification included.</li><li>• Professional E-Portfolio contains a list of current competencies.</li><li>• Previous employment detailed.</li><li>• Professional body memberships detailed.</li><li>• Awards identified.</li></ul>	<ul style="list-style-type: none"><li>• Professional E-Portfolio (Portfolium) does not contain a current CV.</li><li>• Contact details not provided.</li><li>• Education qualifications not included.</li><li>• Professional E-Portfolio does not contain a list of current competencies.</li><li>• Previous employment not detailed.</li><li>• Professional body memberships not detailed.</li><li>• Awards not identified.</li></ul>
<b>PART B: Speciality Standards Essay (Week 12)</b>	
<ul style="list-style-type: none"><li>• The specialty standards essay has an introduction identifying the nursing specialty and the standards to be addressed.</li><li>• The specialty Standards essay provides a good outline of current practice relevant to standard.</li><li>• The specialty standards essay demonstrates critical analysis of the professional self.</li><li>• <b>The specialty standards essay demonstrates how the nurse has met the standards of specialty including examples and supporting evidence including current literature</b></li></ul>	<ul style="list-style-type: none"><li>• The specialty standards essay does not have an introduction identifying the nursing specialty and the standards to be addressed.</li><li>• The specialty standards essay does not provide a good outline of current practice relevant to standard.</li><li>• The specialty standards essay does not demonstrate critical analysis of the professional self.</li><li>• <b>The specialty standards essay does not demonstrate how the nurse has met the standards of specialty including examples and supporting evidence including current literature</b></li></ul>
<b>Presentation, Structure &amp; Professional Writing</b>	
<ul style="list-style-type: none"><li>• The <b>specialty standards</b> essay demonstrates logical and coherent flow.</li><li>• The <b>specialty standards</b> essay adheres to the presentation requirements with less than three errors.</li><li>• The <b>specialty standards</b> essay has no more than three different spelling errors.</li><li>• The <b>specialty standards</b> essay has no more than three different grammatical errors.</li><li>• The <b>specialty standards</b> essay has no more than three different punctuation errors.</li></ul>	<ul style="list-style-type: none"><li>• The <b>specialty standards</b> essay does not demonstrate logical and coherent flow.</li><li>• The <b>specialty standards</b> essay deviates from the presentation requirements with less than three errors.</li><li>• The <b>specialty standards</b> essay has more than three different spelling errors.</li><li>• The <b>specialty standards</b> essay has more than three different grammatical errors.</li><li>• The <b>Specialty standards</b> essay has more than three different punctuation errors</li></ul>
<b>Referencing</b>	
<ul style="list-style-type: none"><li>• The specialty standards essay is substantiated with current, peer reviewed literature using the APA 7th edn referencing style (current CQUniversity abridged edition).</li><li>• The literature cited is current, i.e., published within the last 5 years, reputable and may include seminal works.</li><li>• There are less than three different errors with in-text APA 7th edn referencing.</li><li>• There are less than three different errors in APA 7<sup>th</sup> edn referencing in the reference list.</li></ul>	<ul style="list-style-type: none"><li>• The specialty standard essay is not substantiated with current, peer reviewed literature using the APA 7th edn referencing style (current CQUniversity abridged edition).</li><li>• The literature cited is not current, i.e., not published within the last 5 years, is not from reputable sources and does not contain seminal work.</li><li>• There are three or more errors with in-text APA 7th edn referencing.</li><li>• There are three or more errors with in-text APA 7<sup>th</sup> edn referencing.</li></ul>

Feedback:

ALLOCATED GRADE

PASS

Fail

MARKER:

DATE:

## Referencing Style

- [American Psychological Association 7th Edition \(APA 7th edition\)](#)

## Submission

Online

## Submission Instructions

Online

## Learning Outcomes Assessed

- Demonstrate role modelling of professional attributes
- Communicate effectively with patients and co-workers to improve patient outcomes
- Demonstrate advanced clinical skills in clinical assessment and evaluation, and the implementation of evidence based nursing interventions, in clinical settings

## Graduate Attributes

- Knowledge
- Communication
- Cognitive, technical and creative skills
- Research
- Self-management
- Ethical and Professional Responsibility
- Leadership

## Academic Integrity Statement

As a CQUniversity student you are expected to act honestly in all aspects of your academic work.

Any assessable work undertaken or submitted for review or assessment must be your own work. Assessable work is any type of work you do to meet the assessment requirements in the unit, including draft work submitted for review and feedback and final work to be assessed.

When you use the ideas, words or data of others in your assessment, you must thoroughly and clearly acknowledge the source of this information by using the correct referencing style for your unit. Using others' work without proper acknowledgement may be considered a form of intellectual dishonesty.

Participating honestly, respectfully, responsibly, and fairly in your university study ensures the CQUniversity qualification you earn will be valued as a true indication of your individual academic achievement and will continue to receive the respect and recognition it deserves.

As a student, you are responsible for reading and following CQUniversity's policies, including the [Student Academic Integrity Policy and Procedure](#). This policy sets out CQUniversity's expectations of you to act with integrity, examples of academic integrity breaches to avoid, the processes used to address alleged breaches of academic integrity, and potential penalties.

### What is a breach of academic integrity?

A breach of academic integrity includes but is not limited to plagiarism, self-plagiarism, collusion, cheating, contract cheating, and academic misconduct. The Student Academic Integrity Policy and Procedure defines what these terms mean and gives examples.

### Why is academic integrity important?

A breach of academic integrity may result in one or more penalties, including suspension or even expulsion from the University. It can also have negative implications for student visas and future enrolment at CQUniversity or elsewhere. Students who engage in contract cheating also risk being blackmailed by contract cheating services.

### Where can I get assistance?

For academic advice and guidance, the [Academic Learning Centre \(ALC\)](#) can support you in becoming confident in completing assessments with integrity and of high standard.

### What can you do to act with integrity?



#### Be Honest

If your assessment task is done by someone else, it would be dishonest of you to claim it as your own



#### Seek Help

If you are not sure about how to cite or reference in essays, reports etc, then seek help from your lecturer, the library or the Academic Learning Centre (ALC)



#### Produce Original Work

Originality comes from your ability to read widely, think critically, and apply your gained knowledge to address a question or problem