



PPMP20016 Research Project 2

Term 1 - 2022

Profile information current as at 03/05/2024 06:27 am

All details in this unit profile for PPMP20016 have been officially approved by CQUniversity and represent a learning partnership between the University and you (our student). The information will not be changed unless absolutely necessary and any change will be clearly indicated by an approved correction included in the profile.

General Information

Overview

This unit is the second and final stage of your final year research project which builds upon the successful completion of Research Project 1 (PPMP20019). In this unit, you will complete the investigative study that you have planned for in 'Research Project 1'. You will collect, analyse secondary or primary data and discuss the findings of your study. Then, you will draw conclusions and report the research findings via a rigorous scholarly paper as well as an oral presentation. You will also be required to apply project management principles throughout the execution of your research project. The unit is designed to help you develop essential problem-solving and research skills for conducting independent research projects including the ethical issues involved.

Details

Career Level: *Postgraduate*

Unit Level: *Level 9*

Credit Points: 12

Student Contribution Band: 10

Fraction of Full-Time Student Load: 0.25

Pre-requisites or Co-requisites

Prerequisite: PPMP20019 Research Project 1 or ENEG14005 Engineering Honours Project Implementation

Important note: Students enrolled in a subsequent unit who failed their pre-requisite unit, should drop the subsequent unit before the census date or within 10 working days of Fail grade notification. Students who do not drop the unit in this timeframe cannot later drop the unit without academic and financial liability. See details in the [Assessment Policy and Procedure \(Higher Education Coursework\)](#).

Offerings For Term 1 - 2022

- Brisbane
- Melbourne
- Online
- Perth
- Sydney

Attendance Requirements

All on-campus students are expected to attend scheduled classes – in some units, these classes are identified as a mandatory (pass/fail) component and attendance is compulsory. International students, on a student visa, must maintain a full time study load and meet both attendance and academic progress requirements in each study period (satisfactory attendance for International students is defined as maintaining at least an 80% attendance record).

Website

[This unit has a website, within the Moodle system, which is available two weeks before the start of term. It is important that you visit your Moodle site throughout the term. Please visit Moodle for more information.](#)

Class and Assessment Overview

Recommended Student Time Commitment

Each 12-credit Postgraduate unit at CQUniversity requires an overall time commitment of an average of 25 hours of study per week, making a total of 300 hours for the unit.

Class Timetable

[Regional Campuses](#)

Bundaberg, Cairns, Emerald, Gladstone, Mackay, Rockhampton, Townsville

[Metropolitan Campuses](#)

Adelaide, Brisbane, Melbourne, Perth, Sydney

Assessment Overview

1. **Project (research)**

Weighting: 80%

2. **Oral Examination**

Weighting: 20%

Assessment Grading

This is a graded unit: your overall grade will be calculated from the marks or grades for each assessment task, based on the relative weightings shown in the table above. You must obtain an overall mark for the unit of at least 50%, or an overall grade of 'pass' in order to pass the unit. If any 'pass/fail' tasks are shown in the table above they must also be completed successfully ('pass' grade). You must also meet any minimum mark requirements specified for a particular assessment task, as detailed in the 'assessment task' section (note that in some instances, the minimum mark for a task may be greater than 50%). Consult the [University's Grades and Results Policy](#) for more details of interim results and final grades.

CQUniversity Policies

All University policies are available on the [CQUniversity Policy site](#).

You may wish to view these policies:

- Grades and Results Policy
- Assessment Policy and Procedure (Higher Education Coursework)
- Review of Grade Procedure
- Student Academic Integrity Policy and Procedure
- Monitoring Academic Progress (MAP) Policy and Procedure – Domestic Students
- Monitoring Academic Progress (MAP) Policy and Procedure – International Students
- Student Refund and Credit Balance Policy and Procedure
- Student Feedback – Compliments and Complaints Policy and Procedure
- Information and Communications Technology Acceptable Use Policy and Procedure

This list is not an exhaustive list of all University policies. The full list of University policies are available on the [CQUniversity Policy site](#).

Previous Student Feedback

Feedback, Recommendations and Responses

Every unit is reviewed for enhancement each year. At the most recent review, the following staff and student feedback items were identified and recommendations were made.

Feedback from School leadership

Feedback

The unit may not be appropriate for students from other disciplines.

Recommendation

Redevelop the unit to have a broader scope to suit students from other disciplines.

Feedback from Student evaluation

Feedback

The regular interactive meetings with the unit coordinator and peers facilitated knowledge sharing and timely completion of set tasks.

Recommendation

Maintain the regular meetings with the unit coordinator in addition to the 'one to one' meetings with allocated supervisors as appropriate.

Unit Learning Outcomes

On successful completion of this unit, you will be able to:

1. Apply appropriate research tools and techniques in collecting and analysing research data
2. Interpret and discuss results and draw conclusions that address the research question
3. Employ ethical practices in collecting research data, analysing results and reporting research findings
4. Apply project management principles in executing the research project plan
5. Communicate and orally present a well constructed scholarly paper of a publication standard.












Alignment of Learning Outcomes, Assessment and Graduate Attributes

 N/A Level	 Introductory Level	 Intermediate Level	 Graduate Level	 Professional Level	 Advanced Level
---	--	--	--	--	--

Alignment of Assessment Tasks to Learning Outcomes

Assessment Tasks	Learning Outcomes				
	1	2	3	4	5
1 - Project (research) - 80%	•	•	•	•	•
2 - Oral Examination - 20%	•	•	•	•	•

Alignment of Graduate Attributes to Learning Outcomes

Graduate Attributes	Learning Outcomes				
	1	2	3	4	5
1 - Knowledge					
2 - Communication					
3 - Cognitive, technical and creative skills					
4 - Research					
5 - Self-management					
6 - Ethical and Professional Responsibility					
7 - Leadership					
8 - Aboriginal and Torres Strait Islander Cultures					

Textbooks and Resources

Textbooks

PPMP20016

Prescribed

Research methods for business students

Authors: M. N. K. Saunders, Philip Lewis & Adrian Thornhill

Binding: eBook

IT Resources

You will need access to the following IT resources:

- CQUniversity Student Email
- Internet
- Unit Website (Moodle)
- Endnote (available through Library - see Moodle link)
- SPSS 20.0 may be needed for data analysis
- computer lab

Referencing Style

All submissions for this unit must use the referencing style: [Harvard \(author-date\)](#)
For further information, see the Assessment Tasks.

Teaching Contacts

Samer Skaik Unit Coordinator
s.skaik@cqu.edu.au

Schedule

Week 1: Kick-off the implementation phase of the research project - 07 Mar 2022

Module/Topic	Chapter	Events and Submissions/Topic
1. Refine and discuss your implementation plan with the Supervisor. 2. Get the data collection instrument reviewed by the Supervisor. 3. Secure ethics clearance (if applicable)	Read the unit profile, assessment tasks and familiarise yourself with the Moodle site. Review the online resources within the relevant section of this week.	Kick-off meeting with the Supervisor (Compulsory)

Week 2: Update the data collection instrument - 14 Mar 2022

Module/Topic	Chapter	Events and Submissions/Topic
1. Finalise the sampling plan and prepare a list of all potential sources of data collection.	Review the online resources within the relevant section of this week in Moodle site.	Milestone: Sampling plan and list of data sources finalised.

Week 3: Collect data - 21 Mar 2022

Module/Topic	Chapter	Events and Submissions/Topic
1. Proceed with pilot study (if applicable) 2. Update/refine data collection instrument (if applicable). 3. Proceed with mass data collection	Review the online resources within the relevant section of this week in Moodle site.	Progress meeting with the Supervisor and presentation of work progress and status report (Compulsory)

Week 4: Collect data (Cont'd) - 28 Mar 2022

Module/Topic	Chapter	Events and Submissions/Topic
1. Continue with data collection	Review the online resources within the relevant section of this week in Moodle site.	

Week 5: Manage collected data - 04 Apr 2022

Module/Topic	Chapter	Events and Submissions/Topic
1. Organise, check, transcribe or code collected data. 2. Discuss how to approach data analysis with your supervisor	Review the online resources within the relevant section of this week in Moodle site.	Progress meeting with the Supervisor and presentation of work progress and status report (Compulsory)

Vacation Week: Your opportunity to recover any delays and come back on track. - 11 Apr 2022

Module/Topic	Chapter	Events and Submissions/Topic
--------------	---------	------------------------------

Week 6: Analyse data - 18 Apr 2022

Module/Topic	Chapter	Events and Submissions/Topic
1. Analyse and interpret collected data.	Review the online resources within the relevant section of this week in Moodle site.	Progress meeting with the Supervisor and presentation of work progress and status report (Compulsory)

Week 7: Analyse data (Cont'd) - 25 Apr 2022

Module/Topic	Chapter	Events and Submissions/Topic
1. Write the results and analysis section.	Review the online resources within the relevant section of this week in Moodle site.	Milestone: Results and analysis section complete.

Week 8: Discuss your findings - 02 May 2022

Module/Topic	Chapter	Events and Submissions/Topic
1. Get the results and analysis reviewed by the supervisor. 2. Discuss findings and make links between objectives, findings and literature.	Review the online resources within the relevant section of this week in Moodle site.	Progress meeting with the Supervisor and presentation of work progress and status report (Compulsory) Milestone: Discussion section complete

Week 9: Discuss your findings (Cont'd) - 09 May 2022

Module/Topic	Chapter	Events and Submissions/Topic
1. Finalise the discussion section.	Review the online resources within the relevant section of this week in Moodle site.	

Week 10: Format the research paper - 16 May 2022

Module/Topic	Chapter	Events and Submissions/Topic
1. Complete the conclusion section which summarises major findings in response to the research question or hypothesis, limitations, implications and directions for future research. 2. Compile all completed sections to develop the research paper.	Review the online resources within the relevant section of this week in Moodle site.	Progress meeting with the Supervisor and presentation of work progress and status report (Compulsory)

Week 11: Finalise your paper - 23 May 2022

Module/Topic	Chapter	Events and Submissions/Topic
1. Format and finalise the paper. 2. Go through the given checklist and ensure you tick all boxes before submission	Review the online resources within the relevant section of this week in Moodle site.	Research paper Due: Week 11 Friday (27 May 2022) 5:00 pm AEST

Week 12: Present and defend your paper - 30 May 2022

Module/Topic	Chapter	Events and Submissions/Topic
--------------	---------	------------------------------

1. Present and defend your paper

Review the online resources within the relevant section of this week in Moodle site.

Oral examination Due: Week 12
Monday (30 May 2022) 9:00 am AEST

Term Specific Information

For any queries relating to this unit, contact the unit coordinator Dr Samer Skaik, email: s.skaik@cqu.edu.au

Assessment Tasks

1 Research paper

Assessment Type

Project (research)

Task Description

Overview:

This assessment requires you to work independently and complete the second and final phase of your research project that you have already planned in PPMP20019. Your project will be overseen by your supervisor who will provide the necessary strategic directions and guidance throughout the entire process and warn you if the work is not thought to be of a satisfactory standard. You should maintain contact with your supervisor throughout the preparation of your work. A common pitfall is to go long periods of time without making any contact with your supervisor. You must attend the meetings with your supervisor as scheduled in the unit profile. You will be required to deliver a short presentation about your progress in every supervisory meeting which will be the basis to proffer further discussion and feedback.

The task:

Your task is to collect and analyse primary and/or secondary data then disseminate your research via a scholarly research paper. The task requires you to demonstrate that you can present a piece of rigorous research in your chosen field and involves critical thinking and reasoning. You must demonstrate good project management skills throughout the term and complete all required tasks in a timely manner. You must also present an updated status report of your progress at every meeting and keep a full record of the minutes of meetings with your supervisor. All status reports and minutes of meetings records must be included in the appendices of your final submission.

You are required to submit your paper by the end of week 12. A paper template with clear guidelines on how to write key sections is available in Moodle for your use. The sections/components of the paper should appear in the following order.

- Research topic
- Abstract
- Introduction/background
- The need and significance of the study.
- Research questions and objectives
- Focused literature review
- Research method
- Results & Analysis
- Discussion
- Conclusion, implications, limitations and recommendation of further research.
- References
- Appendices (data collection instrument, figures, tables, research data, raw data, supplementary information, supervisory meeting records, progress status reports, final ethics report if applicable, etc.)
- Reflective statement: summarising your experiences, feelings, reactions towards practising project management in completing your project and commenting on resources or feedback you found to be helpful or unhelpful.

For guidance, the paper should be 10,000-12,000 words in length excluding references and appendices. Moodle site includes useful resources to help you complete your paper. More details of the research report formatting and submission checklist are provided on the Moodle site.

Assessment Due Date

Week 11 Friday (27 May 2022) 5:00 pm AEST

Return Date to Students

Exam Week Friday (17 June 2022)

Weighting

80%

Assessment Criteria

Grade	Criteria
HD	As in the D category, but in addition, displaying a very high ability to comprehend the subject matter within the wider context and demonstrating considerable originality. The highest level of project management skills, thesis structure and presentation.
D	An extremely thorough, distinction level piece of research. Thorough understanding of the subject and issues. Demonstrates a high degree of critical appraisal analysis, clearability to formulate/construct RQs or hypotheses and excellent understanding and application of research methods. Conclusions are well supported by the content. Very well structured and presented. An excellent demonstration of project management skills throughout the project lifecycle which is evident via the reflective statement, status reports, meeting records, etc
C	A good understanding of the subject and issues. Demonstrates a clear ability to ask the right questions and/or formulate/construct hypotheses to address the issues. Good understanding and application of research methods. Critical appraisal is demonstrated and conclusions and recommendations are supported. Fairly structured and presented paper over and above the basic standard. One or two requirements have not been met. A good demonstration of project management skills throughout the project lifecycle which is evident via the reflective statement, status reports, meeting records, etc.
P	A reasonable understanding of the subject and issues, which asks questions and addresses potential answers, supported by a reasonable degree of analysis and critique. Acceptable consideration of research methods. Conclusions are reasonably formed and recommendations are generally supported by the work undertaken. Basic structure and presentation of the paper. three or more requirements were not met. A basic demonstration of project management skills throughout the project lifecycle which is evident via the reflective statement, meeting records, etc.
F	Does not meet academic standards for a paper. A basic piece of work that demonstrates limited knowledge/effort and understanding, supported by only little analysis and minimal review. Poor or non-existent consideration of research methods. Inadequate discussion with very poorly or unsupported conclusions. Poorly structured and presented paper. The submission is incomplete with many missing information. A poor or lack of demonstration of project management skills which was evident via the reflective statement, meeting records, etc.

Referencing Style

- [Harvard \(author-date\)](#)

Submission

Online

Learning Outcomes Assessed

- Apply appropriate research tools and techniques in collecting and analysing research data
- Interpret and discuss results and draw conclusions that address the research question
- Employ ethical practices in collecting research data, analysing results and reporting research findings
- Apply project management principles in executing the research project plan
- Communicate and orally present a well constructed scholarly paper of a publication standard.

2 Oral examination

Assessment Type

Oral Examination

Task Description

Task

This assessment requires you to give an oral presentation and defend your research findings at a research seminar attended by the respective faculty and students. The seminar will be conducted in week 12 via ZOOM following the submission of your dissertation. You must cover the key sections of the dissertation in your presentation slides. All students enrolled in this unit must attend the oral presentations on the day from start to finish to maximise their learning and knowledge in different research topics as presented by other students.

Specifications

Each presentation will have 30 minutes time allocation. 20 minutes will be the student presentation, 10 minutes Q&A and 5 minutes swapping time. Exceeding the time limits for presentation will encounter mark deductions, therefore, you are encouraged to have adequate rehearsal in advance. The proposed flow of the slides is suggested to be as follows:

- Introduction/background
- The need and significance of the study

- Research question(s) & objectives
- Research method
- Results and analysis
- Discussion
- Conclusion and limitations
- Reflection on practising PM in executing your project.
- Reference list

Assessment Due Date

Week 12 Monday (30 May 2022) 9:00 am AEST

Return Date to Students

Exam Week Friday (17 June 2022)

Weighting

20%

Assessment Criteria

Assessment Criteria	Weight
Technical Content <ul style="list-style-type: none"> • Excellent coverage of the main components as required in the assessment task. • Excellent Knowledge and understanding of the research project and relevant issues • Logical alignment between the research question, methodology and instrumentation. • Soundness and rigorousness of the selected methodology and analysis • Obtained results are credible, focused and fully aligned with the research question and objectives. 	40%
Delivery of presentation <ul style="list-style-type: none"> • Delivery of presentation is confident and clear • The material is well organized • Logical ordering of the content of the presentation • Appropriate style of communication for the academic audience • Ability to construct and present an argument • Integration of evidence and argument • Ability to engage audience interest to a good level • Ability to accept criticism • Time management • Use of visual aids 	40%
Handling of Questions and Discussion <ul style="list-style-type: none"> • Ability to interpret and answer questions in a way that provides additional insights into the presentation topic • Originality and sharpness of thinking in answering questions • Ability to stimulate discussion 	20%

Referencing Style

- [Harvard \(author-date\)](#)

Submission

Online

Learning Outcomes Assessed

- Apply appropriate research tools and techniques in collecting and analysing research data
- Interpret and discuss results and draw conclusions that address the research question
- Employ ethical practices in collecting research data, analysing results and reporting research findings
- Apply project management principles in executing the research project plan
- Communicate and orally present a well constructed scholarly paper of a publication standard.

Academic Integrity Statement

As a CQUniversity student you are expected to act honestly in all aspects of your academic work.

Any assessable work undertaken or submitted for review or assessment must be your own work. Assessable work is any type of work you do to meet the assessment requirements in the unit, including draft work submitted for review and feedback and final work to be assessed.

When you use the ideas, words or data of others in your assessment, you must thoroughly and clearly acknowledge the source of this information by using the correct referencing style for your unit. Using others' work without proper acknowledgement may be considered a form of intellectual dishonesty.

Participating honestly, respectfully, responsibly, and fairly in your university study ensures the CQUniversity qualification you earn will be valued as a true indication of your individual academic achievement and will continue to receive the respect and recognition it deserves.

As a student, you are responsible for reading and following CQUniversity's policies, including the [Student Academic Integrity Policy and Procedure](#). This policy sets out CQUniversity's expectations of you to act with integrity, examples of academic integrity breaches to avoid, the processes used to address alleged breaches of academic integrity, and potential penalties.

What is a breach of academic integrity?

A breach of academic integrity includes but is not limited to plagiarism, self-plagiarism, collusion, cheating, contract cheating, and academic misconduct. The Student Academic Integrity Policy and Procedure defines what these terms mean and gives examples.

Why is academic integrity important?

A breach of academic integrity may result in one or more penalties, including suspension or even expulsion from the University. It can also have negative implications for student visas and future enrolment at CQUniversity or elsewhere. Students who engage in contract cheating also risk being blackmailed by contract cheating services.

Where can I get assistance?

For academic advice and guidance, the [Academic Learning Centre \(ALC\)](#) can support you in becoming confident in completing assessments with integrity and of high standard.

What can you do to act with integrity?



Be Honest

If your assessment task is done by someone else, it would be dishonest of you to claim it as your own



Seek Help

If you are not sure about how to cite or reference in essays, reports etc, then seek help from your lecturer, the library or the Academic Learning Centre (ALC)



Produce Original Work

Originality comes from your ability to read widely, think critically, and apply your gained knowledge to address a question or problem