



# STAT11048 *Essential Statistics*

## Term 1 - 2019

Profile information current as at 19/08/2022 05:15 pm

All details in this unit profile for STAT11048 have been officially approved by CQUniversity and represent a learning partnership between the University and you (our student). The information will not be changed unless absolutely necessary and any change will be clearly indicated by an approved correction included in the profile.

## General Information

### Overview

This unit introduces students to the concepts and applications of probability and statistical modelling involving questions of estimation, inference, regression and correlation. Topics covered include descriptive statistics, measures of central tendency and dispersion, probability and probability distributions (binomial, Poisson, normal), confidence intervals, one and two sample hypothesis tests, one way analysis of variance, chi-square tests, linear regression and correlation. The use of a calculator and a statistical/spreadsheet computer package for data analysis is covered.

### Details

Career Level: *Undergraduate*

Unit Level: *Level 1*

Credit Points: 6

Student Contribution Band: 7

Fraction of Full-Time Student Load: 0.125

### Pre-requisites or Co-requisites

There are no requisites for this unit.

Important note: Students enrolled in a subsequent unit who failed their pre-requisite unit, should drop the subsequent unit before the census date or within 10 working days of Fail grade notification. Students who do not drop the unit in this timeframe cannot later drop the unit without academic and financial liability. See details in the [Assessment Policy and Procedure \(Higher Education Coursework\)](#).

### Offerings For Term 1 - 2019

- Brisbane
- Bundaberg
- Cairns
- Gladstone
- Mackay
- Melbourne
- Online
- Perth
- Rockhampton
- Sydney
- Townsville

### Attendance Requirements

All on-campus students are expected to attend scheduled classes – in some units, these classes are identified as a mandatory (pass/fail) component and attendance is compulsory. International students, on a student visa, must maintain a full time study load and meet both attendance and academic progress requirements in each study period (satisfactory attendance for International students is defined as maintaining at least an 80% attendance record).

### Website

[This unit has a website, within the Moodle system, which is available two weeks before the start of term. It is important that you visit your Moodle site throughout the term. Please visit Moodle for more information.](#)

## Class and Assessment Overview

### Recommended Student Time Commitment

Each 6-credit Undergraduate unit at CQUniversity requires an overall time commitment of an average of 12.5 hours of study per week, making a total of 150 hours for the unit.

### Class Timetable

#### [Regional Campuses](#)

Bundaberg, Cairns, Emerald, Gladstone, Mackay, Rockhampton, Townsville

#### [Metropolitan Campuses](#)

Adelaide, Brisbane, Melbourne, Perth, Sydney

### Assessment Overview

#### 1. **Written Assessment**

Weighting: 20%

#### 2. **Written Assessment**

Weighting: 20%

#### 3. **Examination**

Weighting: 60%

### Assessment Grading

This is a graded unit: your overall grade will be calculated from the marks or grades for each assessment task, based on the relative weightings shown in the table above. You must obtain an overall mark for the unit of at least 50%, or an overall grade of 'pass' in order to pass the unit. If any 'pass/fail' tasks are shown in the table above they must also be completed successfully ('pass' grade). You must also meet any minimum mark requirements specified for a particular assessment task, as detailed in the 'assessment task' section (note that in some instances, the minimum mark for a task may be greater than 50%). Consult the [University's Grades and Results Policy](#) for more details of interim results and final grades.

## CQUniversity Policies

**All University policies are available on the [CQUniversity Policy site](#).**

You may wish to view these policies:

- Grades and Results Policy
- Assessment Policy and Procedure (Higher Education Coursework)
- Review of Grade Procedure
- Student Academic Integrity Policy and Procedure
- Monitoring Academic Progress (MAP) Policy and Procedure – Domestic Students
- Monitoring Academic Progress (MAP) Policy and Procedure – International Students
- Student Refund and Credit Balance Policy and Procedure
- Student Feedback – Compliments and Complaints Policy and Procedure
- Information and Communications Technology Acceptable Use Policy and Procedure

This list is not an exhaustive list of all University policies. The full list of University policies are available on the [CQUniversity Policy site](#).

## Previous Student Feedback

### Feedback, Recommendations and Responses

Every unit is reviewed for enhancement each year. At the most recent review, the following staff and student feedback items were identified and recommendations were made.

#### Feedback from Self reflection and student feedback.

**Feedback**

The current textbook is too old (a 2010 edition) and has a strong focus on US Business applications of statistics.

**Recommendation**

A new textbook is to be prescribed with a focus on Australian and New Zealand business applications of statistics and which has a more recent edition.

#### Feedback from Self reflection and student feedback.

**Feedback**

The Study Guide needs to be revised and updated.

**Recommendation**

A new edition of the Study Guide will be produced.

#### Feedback from Self reflection and student feedback.

**Feedback**

The lecture videos need updating as there are some technical issues in the current videos and they use an old version of the Study Guide and an old version of the STAT11048 webpage.

**Recommendation**

A new set of lecture videos will be recorded using the new edition of the Study Guide.

#### Feedback from Student feedback

**Feedback**

Some students find the maths very challenging in this unit. There is a need for more help for students who have little or no background in maths.

**Recommendation**

Identify additional resources that can be provided to students, e.g. online or face-to-face tutorials, to cover background math topics.

## Unit Learning Outcomes

**On successful completion of this unit, you will be able to:**

1. Introduce the basic concepts of data handling and statistical analysis including some considerations of sampling theory.
2. Introduce the concept of probability and to consider the applications of several probability distributions to the solution of problems.
3. Draw statistical conclusions about a population based on a sample of data using one sample, two sample and ANOVA tests.
4. Use a calculator and computer software to perform statistical calculations.

This unit is designed to provide a foundation in statistical thinking as applied to decision making in life.


## Alignment of Learning Outcomes, Assessment and Graduate Attributes



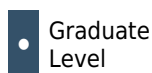
N/A  
Level



Introductory  
Level



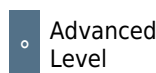
Intermediate  
Level



Graduate  
Level



Professional  
Level



Advanced  
Level

## Alignment of Assessment Tasks to Learning Outcomes

Assessment Tasks	Learning Outcomes			
	1	2	3	4
1 - Written Assessment - 20%	•	•		•
2 - Written Assessment - 20%	•	•	•	•
3 - Examination - 60%	•	•	•	•

## Alignment of Graduate Attributes to Learning Outcomes

Graduate Attributes	Learning Outcomes			
	1	2	3	4
1 - Communication	•	•	•	•
2 - Problem Solving	•	•	•	•
3 - Critical Thinking	•	•	•	•
4 - Information Literacy	•	•	•	•
5 - Team Work				
6 - Information Technology Competence	•	•	•	•
7 - Cross Cultural Competence				
8 - Ethical practice	•	•	•	
9 - Social Innovation				
10 - Aboriginal and Torres Strait Islander Cultures				

## Alignment of Assessment Tasks to Graduate Attributes

Assessment Tasks	Graduate Attributes									
	1	2	3	4	5	6	7	8	9	10
1 - Written Assessment - 20%	•	•	•	•		•		•		
2 - Written Assessment - 20%	•	•	•	•		•		•		
3 - Examination - 60%		•	•	•		•		•		

## Textbooks and Resources

### Textbooks

STAT11048

#### Prescribed

##### **STAT11048 Study Guide**

4th edition (2019)

Authors: Ross Shepherd

CQUniversity Publishing

Rockhampton , Queensland , Australia

Binding: Paperback

STAT11048

#### Supplementary

##### **Business Statistics, Abridged: Australia & New Zealand**

7th edition (2017)

Authors: E. A. Selvanathan, S. Selvanathan and G.Keller

Cengage Learning Australia Pty Ltd

Melbourne , Victoria , Australia

ISBN: 9780170369473

Binding: Paperback

#### Additional Textbook Information

The STAT11048 Study Guide is the only prescribed textbook. **You need to buy a copy of the 2019 edition of the Study Guide from the university bookshop.** Each week the lectures will follow closely the "Notes from Lectures" section in the appropriate chapter of the Study Guide. **The "Business Statistics Abridged" textbook is NOT compulsory.** It is only used for supplementary reading. The "Business Statistics Abridged" textbook is referred to in each chapter of the Study Guide but only for supplementary reading as the Study Guide can be quite terse. However the "Business Statistics Abridged" textbook gives examples of the statistical techniques in assisting the process of decision making in Australian and New Zealand business scenarios. Copies can be purchased from the CQUniversity Bookshop here: <http://bookshop.cqu.edu.au> (search on the Unit code)

**Students will also need a simple scientific calculator with built-in functions to calculate the mean and standard deviation of a list of numbers.** That is, **it must have a 'Statistics MODE' built-in.** The SHARP calculator EL-531XHB which is available from the CQUni bookshop is similar to the SHARP calculator I will use in the lectures and tutorials.

[View textbooks at the CQUniversity Bookshop](#)

### IT Resources

**You will need access to the following IT resources:**

- CQUniversity Student Email
- Internet
- Unit Website (Moodle)
- Microsoft Excel or Equivalent Spreadsheet Application

## Referencing Style

All submissions for this unit must use the referencing style: [Harvard \(author-date\)](#)

For further information, see the Assessment Tasks.

## Teaching Contacts

**Ross Shepherd** Unit Coordinator

[r.shepherd@cqu.edu.au](mailto:r.shepherd@cqu.edu.au)

## Schedule

### Week 1 - 11 Mar 2019

Module/Topic	Chapter	Events and Submissions/Topic
Introduction to Statistics	Study Guide - Chapter 1 Selvanathan Textbook - Chapters 1 & 3, plus Chapter 2 (Sections 2.1 & 2.2 only)	Watch lecture videos and do tutorial exercises for Week 1.

### Week 2 - 18 Mar 2019

Module/Topic	Chapter	Events and Submissions/Topic
Data Distributions	Study Guide - Chapter 2 Selvanathan Textbook - Chapter 4 (Section 4.1 only)	Watch lecture videos and do tutorial exercises for Week 2.

### Week 3 - 25 Mar 2019

Module/Topic	Chapter	Events and Submissions/Topic
Central Tendency and Dispersion	Study Guide - Chapter 3 Selvanathan Textbook - Chapter 5 (all Sections except 5.5)	Watch lecture videos and do tutorial exercises for Week 3.

### Week 4 - 01 Apr 2019

Module/Topic	Chapter	Events and Submissions/Topic
Counting Principles and Probability	Study Guide - Chapter 4 Selvanathan Textbook - Chapter 6 (all Sections except 6.5)	Watch lecture videos and do tutorial exercises for Week 4.

### Week 5 - 08 Apr 2019

Module/Topic	Chapter	Events and Submissions/Topic
Discrete Probability Distributions	Study Guide - Chapter 5 Selvanathan Textbook - Chapter 7 (all Sections except 7.4 & 7.5)	Watch lecture videos and do tutorial exercises for Week 5. <b>Assignment 1 Quiz</b> Due: Week 5 Friday (12 Apr 2019) 11:00 pm AEST

### Vacation Week - 15 Apr 2019

Module/Topic	Chapter	Events and Submissions/Topic

### Week 6 - 22 Apr 2019

Module/Topic	Chapter	Events and Submissions/Topic
Continuous Probability Distributions	Study Guide - Chapter 6 Selvanathan Textbook - Chapter 8 (all Sections except 8.4)	Watch lecture videos and do tutorial exercises for Week 6.

### Week 7 - 29 Apr 2019

Module/Topic	Chapter	Events and Submissions/Topic
Sampling and Sampling Distributions	Study Guide - Chapter 7 Selvanathan Textbook - Chapter 2 (Sections 2.3 to 2.5), plus Chapter 9 (Sections 9.1 to 9.4 & 9.6)	Watch lecture videos and do tutorial exercises for Week 7.

### Week 8 - 06 May 2019

Module/Topic	Chapter	Events and Submissions/Topic
Estimation	Study Guide - Chapter 8 Selvanathan Textbook - Chapter 10 (all Sections)	Watch lecture videos and do tutorial exercises for Week 8.

### Week 9 - 13 May 2019

Module/Topic	Chapter	Events and Submissions/Topic

Hypothesis Tests for a Population Mean or Proportion

Study Guide - Chapter 9  
Selvanathan Textbook - Chapter 12  
(all Sections except 12.5)

Watch lecture videos and do tutorial exercises for Week 9.

**Assignment 2 Quiz** Due: Week 9  
Friday (17 May 2019) 11:00 pm AEST

### Week 10 - 20 May 2019

Module/Topic	Chapter	Events and Submissions/Topic
Hypothesis Tests for Two or More Population Means	Study Guide - Chapter 10 Selvanathan Textbook - Chapter 13 (Sections 13.1 & 13.2 only)	Watch lecture videos and do tutorial exercises for Week 10.

### Week 11 - 27 May 2019

Module/Topic	Chapter	Events and Submissions/Topic
Linear Regression and Correlation	Study Guide - Chapter 12 Selvanathan Textbook - Chapter 4 (Section 4.3 only), plus Chapter 15 (Sections 15.1 to 15.3, & read parts of 15.4 & 15.6)	Watch lecture videos and do tutorial exercises for Week 11.

### Week 12 - 03 Jun 2019

Module/Topic	Chapter	Events and Submissions/Topic
Chi-Square Tests	Study Guide - Chapter 11 Selvanathan Textbook - Chapter 14 (all Sections)	Watch lecture videos and do tutorial exercises for Week 12.

### Review/Exam Week - 10 Jun 2019

Module/Topic	Chapter	Events and Submissions/Topic
--------------	---------	------------------------------

### Exam Week - 17 Jun 2019

Module/Topic	Chapter	Events and Submissions/Topic
--------------	---------	------------------------------

## Term Specific Information

**To pass the unit (STAT11048)** you must obtain:

- at least 24 marks out of 60 marks on the final exam, AND
- at least 50% of the combined total mark for the two assignments and the exam.

## Assessment Tasks

### 1 Assignment 1 Quiz

#### Assessment Type

Written Assessment

#### Task Description

Assignment 1 is a Moodle Quiz which consists of 20 multiple choice questions which examine topics from Weeks 1 to 4 of the unit. Full details about the Assignment 1 Quiz are available on the STAT11048 Moodle website.

#### Assessment Due Date

Week 5 Friday (12 Apr 2019) 11:00 pm AEST

Submit in Week 5 by 11pm on Friday.

#### Return Date to Students

Week 6 Friday (26 Apr 2019)

Results will be available to students two weeks after the submission date.

#### Weighting

20%

### **Assessment Criteria**

Each quiz question is worth one (1) mark, which gives a total of twenty (20) marks or 20% for Assignment 1. Further details about Assignment 1 are available on the STAT11048 Moodle website.

### **Referencing Style**

- [Harvard \(author-date\)](#)

### **Submission**

Online

### **Submission Instructions**

See the STAT11048 Moodle website for details about assignment submission.

### **Learning Outcomes Assessed**

- Introduce the basic concepts of data handling and statistical analysis including some considerations of sampling theory.
- Introduce the concept of probability and to consider the applications of several probability distributions to the solution of problems.
- Use a calculator and computer software to perform statistical calculations.

### **Graduate Attributes**

- Communication
- Problem Solving
- Critical Thinking
- Information Literacy
- Information Technology Competence
- Ethical practice

## **2 Assignment 2 Quiz**

### **Assessment Type**

Written Assessment

### **Task Description**

Assignment 2 is a Moodle Quiz which consists of 20 multiple choice questions which examine topics from Weeks 5 to 8 of the unit. Full details about the Assignment 2 Quiz are available on the STAT11048 Moodle website.

### **Assessment Due Date**

Week 9 Friday (17 May 2019) 11:00 pm AEST

Submit in Week 9 by 11pm on Friday

### **Return Date to Students**

Week 11 Friday (31 May 2019)

Results will be available to students two weeks after the submission date.

### **Weighting**

20%

### **Assessment Criteria**

Each quiz question is worth one (1) mark, which gives a total of twenty (20) marks or 20% for Assignment 2. Further details about Assignment 2 are available on the STAT11048 Moodle website.

### **Referencing Style**

- [Harvard \(author-date\)](#)

### **Submission**

Online

### **Submission Instructions**

See the STAT11048 Moodle website for details about assignment submission.

### **Learning Outcomes Assessed**

- Introduce the basic concepts of data handling and statistical analysis including some considerations of sampling theory.
- Introduce the concept of probability and to consider the applications of several probability distributions to the solution of problems.
- Draw statistical conclusions about a population based on a sample of data using one sample, two sample and ANOVA tests.



- Use a calculator and computer software to perform statistical calculations.

**Graduate Attributes**

- Communication
- Problem Solving
- Critical Thinking
- Information Literacy
- Information Technology Competence
- Ethical practice

## Examination

**Outline**

Complete an invigilated examination.

**Date**

During the examination period at a CQUniversity examination centre.

**Weighting**

60%

**Length**

180 minutes

**Minimum mark or grade**

Minimum percentage of examination marks required to pass course - 40% (or 24 of the 60 marks available on the exam)

**Exam Conditions**

Closed Book.

**Materials**

Dictionary - non-electronic, concise, direct translation only (dictionary must not contain any notes or comments).

Calculator - all non-communicable calculators, including scientific, programmable and graphics calculators are authorised

## Academic Integrity Statement

As a CQUniversity student you are expected to act honestly in all aspects of your academic work.

Any assessable work undertaken or submitted for review or assessment must be your own work. Assessable work is any type of work you do to meet the assessment requirements in the unit, including draft work submitted for review and feedback and final work to be assessed.

When you use the ideas, words or data of others in your assessment, you must thoroughly and clearly acknowledge the source of this information by using the correct referencing style for your unit. Using others' work without proper acknowledgement may be considered a form of intellectual dishonesty.

Participating honestly, respectfully, responsibly, and fairly in your university study ensures the CQUniversity qualification you earn will be valued as a true indication of your individual academic achievement and will continue to receive the respect and recognition it deserves.

As a student, you are responsible for reading and following CQUniversity's policies, including the [Student Academic Integrity Policy and Procedure](#). This policy sets out CQUniversity's expectations of you to act with integrity, examples of academic integrity breaches to avoid, the processes used to address alleged breaches of academic integrity, and potential penalties.

### What is a breach of academic integrity?

A breach of academic integrity includes but is not limited to plagiarism, self-plagiarism, collusion, cheating, contract cheating, and academic misconduct. The Student Academic Integrity Policy and Procedure defines what these terms mean and gives examples.

### Why is academic integrity important?

A breach of academic integrity may result in one or more penalties, including suspension or even expulsion from the University. It can also have negative implications for student visas and future enrolment at CQUniversity or elsewhere. Students who engage in contract cheating also risk being blackmailed by contract cheating services.

### Where can I get assistance?

For academic advice and guidance, the [Academic Learning Centre \(ALC\)](#) can support you in becoming confident in completing assessments with integrity and of high standard.

### What can you do to act with integrity?



#### Be Honest

If your assessment task is done by someone else, it would be dishonest of you to claim it as your own



#### Seek Help

If you are not sure about how to cite or reference in essays, reports etc, then seek help from your lecturer, the library or the Academic Learning Centre (ALC)



#### Produce Original Work

Originality comes from your ability to read widely, think critically, and apply your gained knowledge to address a question or problem